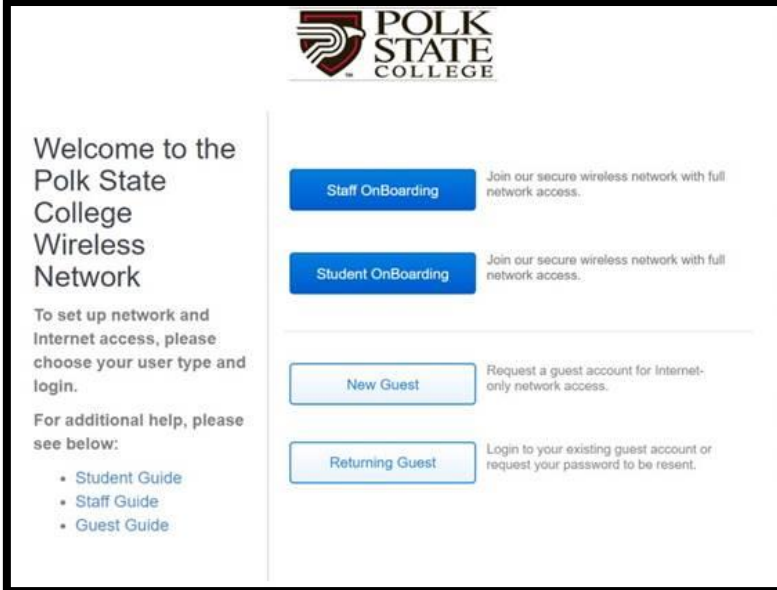


Polk State College Wireless Guest On-Boarding Guideline

Before your first login to the Polk State College Wireless Network, please select the **Polk State Connect** wireless access point.



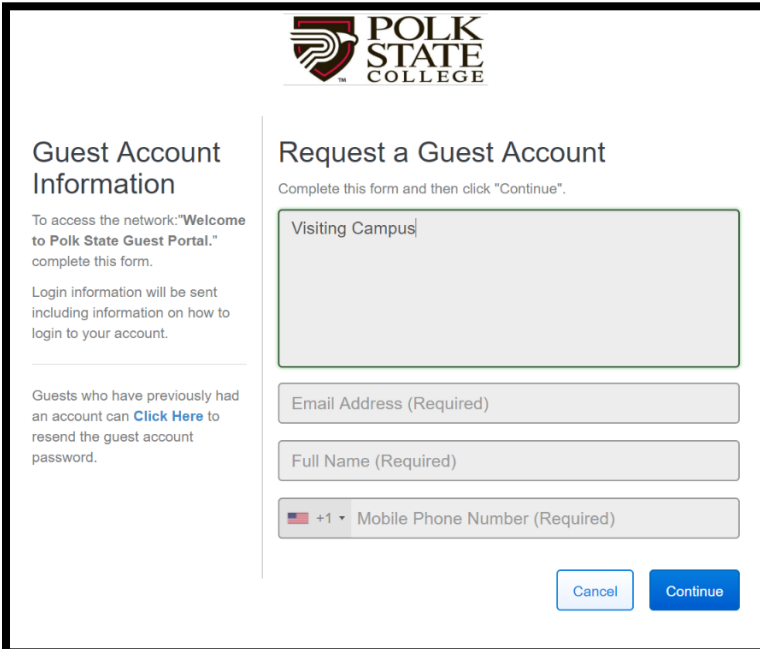
The screenshot shows the Polk State College logo at the top. Below it, the text reads "Welcome to the Polk State College Wireless Network". To the left, there is a section titled "To set up network and Internet access, please choose your user type and login." followed by "For additional help, please see below:" and a list of links: "Student Guide", "Staff Guide", and "Guest Guide". On the right side, there are four buttons with corresponding descriptions: "Staff OnBoarding" (Join our secure wireless network with full network access.), "Student OnBoarding" (Join our secure wireless network with full network access.), "New Guest" (Request a guest account for Internet-only network access.), and "Returning Guest" (Login to your existing guest account or request your password to be resent.).

After Selecting Polk State Connect you will see the Polk State College Wireless Network portal.

If you are a faculty/staff member, please click "Staff OnBoarding."

If you are a student, please click "Student OnBoarding."

If you are a guest, please click on "New Guest" or "Returning Guest."



The screenshot shows the Polk State College logo at the top. Below it, the text reads "Request a Guest Account". To the left, there is a section titled "Guest Account Information" with the text: "To access the network: 'Welcome to Polk State Guest Portal.' complete this form." and "Login information will be sent including information on how to login to your account." Below this, it says "Guests who have previously had an account can [Click Here](#) to resend the guest account password." On the right side, there is a form titled "Request a Guest Account" with the instruction "Complete this form and then click 'Continue'." The form contains four input fields: "Visiting Campus", "Email Address (Required)", "Full Name (Required)", and "Mobile Phone Number (Required)" (with a dropdown menu for the country code, currently set to "+1"). At the bottom right of the form are two buttons: "Cancel" and "Continue".

Please enter the following information:

- Reason for access
- Valid Email address
- Full name
- Mobile phone number

Please click "Continue" to complete the request.



Your request has been approved.

A text message was sent to 18633708672 with your login information.

After receiving your user name and password, click Continue.

Continue

Once you have clicked "Continue," you will receive a message that a text has been sent to the mobile phone number you entered.

Login credentials should be sent by text message within 30 seconds.



Welcome to the Polk State College Network

To access network resources, please sign in.

If you don't have a network login account, you can [request guest access](#).

Sign In

Network Username

Password

I accept the [Acceptable Use Policy](#)

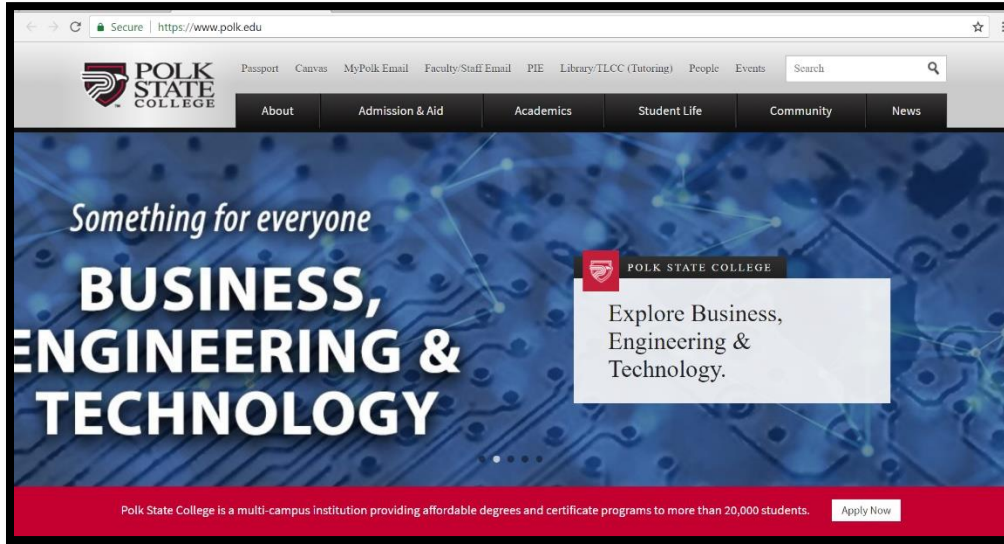
Sign In

[Request a Guest Account](#)

Or [Click Here](#) to resend your guest account password.

Enter the credentials you received by text to sign in.

Your Guest access will be valid for five days.



Once you have joined the Polk State Wireless Network, the Polk State website will be displayed.

If you do not see the Polk State Website, please refresh your browser.

If you have any questions, please visit the [Technology Services](#).