

**POLK STATE
GATEWAY TO COLLEGE CHARTER HIGH SCHOOL**

**SCHOOL CLIMATE
SURVEY
2020**

An external evaluator from Smart Teams created this report, summarizing the responses of Polk State Gateway to College Charter High School's stakeholders on the school's 2020 climate survey. The report provides an overall summary of survey results as well as an examination of responses by survey item and category.

The report is divided into four parts:

- **Part 1: Overall Survey Results (Page 2)**
- **Part 2: Average Responses by Correlate (Page 4)**
- **Part 3: Percent of Responses (Strongly Agree, Agree, Disagree, and Strongly Disagree) by Item and Correlate (Page 6)**
- **Part 4: Survey Responses (Page 14)**

Part 1: Overall Survey Results

The Polk State Gateway to College Charter High School Climate Survey was administered to parents, students, and staff members in the spring of the 2019-2020 school year. The number of participants in each category included:

- 48 parents
- 56 seniors
- 69 juniors
- 13 staff members

These numbers represent approximately 20% of the school's parents, 53% of students, and 100% of staff.

Survey items are organized around seven categories or correlates associated with characteristics that are evident in highly effective schools. Categories include:

- Correlate 1/Safe and Orderly Environment
- Correlate 2/High Expectations

- Correlate 3/Instructional Leadership
- Correlate 4/Clear School Mission
- Correlate 5/Opportunity to Learn
- Correlate 6/Frequent Monitoring of Student Progress
- Correlate 7/Home-School Community Relationship

The survey template lists 24 statements about the school. For each survey item, the respondent is asked to indicate whether he or she strongly disagrees (1), disagrees (2), agrees (3), or strongly agrees (4).

Part 2 (page 4) of this report, provides a summary of responses by correlate for each stakeholder group. Selected overall observations for all respondents are as listed below:

- A total of 186 stakeholder representatives participated in the survey process.
- The overall responses by group are:
 - Students 3.27 (juniors 3.32 and seniors 3.21)
 - Parents 3.46
 - Staff 3.48
- The highest ratings awarded by each stakeholder group were as listed below:
 - Staff (3.59)—*Instructional Leadership*
 - Seniors (3.27)—*Clear School Mission* and *High Expectations*
 - Juniors (3.46)—*High Expectations*
 - All students (3.36)—*High Expectations*
 - Parents (3.52)—*Clear School Mission*
- Both juniors (3.12) and parents (3.42) gave the lowest rating to *Home School Community Relationship*. Seniors gave the lowest rating to *Frequent Monitoring of Student Progress*. Staff gave the lowest rating (3.34) to *Safe and Orderly Environment*.

- The mean or average scores for parents, students, and staff are 3 or higher for all seven survey categories or correlates. The school thus meets the requirements of one of its charter goals, which states, **“The average responses of students, parents, and staff equals 3.0 or higher on at least 6 of 7 correlates on the annual climate survey (scale of 1.0 to 4.0)”**

Part 2: Average Responses by Correlate

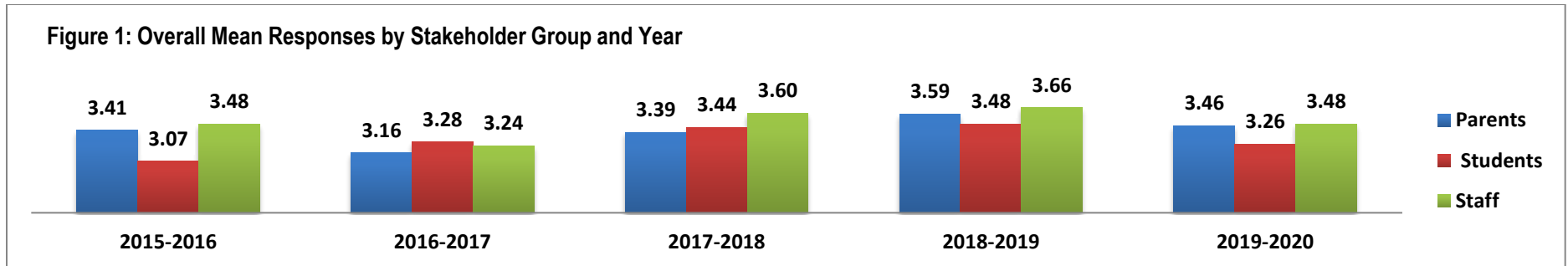
The columns in **Table 1** list the seven survey correlates and the overall average by subgroup and year. The rows list mean responses of stakeholder groups on the items included in each correlate. The final column to the right lists the average or mean score for the stakeholder group. The bold mean score in each row is the highest reported for the group.

Additionally, the bottom rows (**Overall**) of the table list the average or mean rating given by parents, all students, and staff by year for each correlate.

Group	Safe and Orderly Environment	High Expectations	Instructional Leadership	Clear School Mission	Opportunity to Learn	Frequent Monitoring of Student Progress	Home-School Community Relationship	Overall
Parents								
2015-2016	3.42	3.41	3.43	3.56	3.36	3.22	3.44	3.41
2016-2017	3.24	3.32	3.15	3.17	3.17	3.00	3.11	3.16
2017-2018	3.45	3.48	3.40	3.47	3.43	3.23	3.30	3.39
2018-2019	3.64	3.68	3.58	3.65	3.65	3.45	3.52	3.59
2019-2020	3.41	3.47	3.46	3.52	3.47	3.47	3.42	3.46
All Students								
2015-2016	3.1	3.17	3.08	3.21	3.01	2.89	3.06	3.07
2016-2017	3.20	3.33	3.26	3.56	3.11	3.30	3.19	3.28
2017-2018	3.48	3.55	3.43	3.52	3.45	3.27	3.35	3.44
2018-2019	3.53	3.43	3.47	3.49	3.47	3.38	3.53	3.48
2019-2020	3.29	3.36	3.24	3.35	3.28	3.15	3.15	3.26
Staff								
2015-2016	3.4	3.67	3.58	3.58	3.11	3.58	3.44	3.48
2016-2017	3.24	3.33	3.26	3.38	3.27	3.06	3.15	3.24
2017-2018	3.52	3.56	3.63	3.75	3.67	3.52	3.59	3.60
2018-2019	3.62	3.77	3.70	3.77	3.57	3.60	3.58	3.66

2019-2020	3.34	3.54	3.59	3.56	3.36	3.51	3.46	3.48
Overall								
2015-2016	3.31	3.42	3.36	3.45	3.16	3.23	3.31	3.32
2016-2017	3.23	3.33	3.22	3.37	3.18	3.12	3.15	3.23
2017-2018	3.48	3.53	3.49	3.58	3.52	3.34	3.41	3.48
2018-2019	3.60	3.63	3.58	3.64	3.56	3.48	3.54	3.58
2019-2020	3.35	3.46	3.43	3.48	3.37	3.38	3.34	3.40

Figure 1 lists the overall mean responses of individual stakeholder groups for 2015-2016 through 2019-2020.



Three survey items, included in the scores listed in **Figure 1**, are tied to two issues deemed to be significant enough in importance to also be reported independently:

- Bullying
- Overall satisfaction with the school

The mean responses of stakeholder groups for each of these individual items are listed in **Table 2**.

Table 2: Responses tied to Bullying and Overall Satisfaction			
Group	Students know what to do and whom to notify at the collegiate high school if they see bullying take place. (Item 4)	Students know what to do and whom to notify at the collegiate high school if they are victims of bullying. (Item 5)	I am satisfied with the education that students receive from the collegiate school (Item 24)
Parents			
2016-2017	3.30	3.28	3.24
2017-2018	3.40	3.45	3.41

Table 2: Responses tied to Bullying and Overall Satisfaction			
Group	Students know what to do and whom to notify at the collegiate high school if they see bullying take place. (Item 4)	Students know what to do and whom to notify at the collegiate high school if they are victims of bullying. (Item 5)	I am satisfied with the education that students receive from the collegiate school (Item 24)
2018-2019	3.59	3.61	3.65
2019-2020	3.35	3.45	3.46
Students			
2016-2017	3.11	3.11	3.11
2017-2018	3.44	3.46	3.48
2018-2019	3.55	3.48	3.49
2019-2020	3.24	3.26	3.25
Staff			
2016-2017	3.24	3.16	3.23
2017-2018	3.60	3.60	3.64
2018-2019	3.60	3.70	3.70
2019-2020	3.23	3.23	3.62
Overall			
2016-2017	3.22	3.18	3.19
2017-2018	3.48	3.50	3.51
2018-2019	3.58	3.60	3.61
2019-2020	3.27	3.31	3.44

Individual responses by stakeholder group for each of the 24 survey items are listed in **Tables 3** through **5**, beginning on page 13.

Part 3: Percent of Responses (Strongly Agree, Agree, Disagree, and Strongly Disagree) by Item and Correlate

In addition to reporting the average scores by correlate, survey results were analyzed to determine the percent of respondents indicating they *strongly agree*, *agree*, *disagree*, and *strongly disagree* with each survey statement. **Figures 2 through 32** report outcomes by item and correlate. For any item receiving more than 5% *disagree* and/or *highly disagree* responses by any group, the percent(s) is/are circled to be considered by school staff for improvement purposes.

Correlate #1: Safe and Orderly School Climate

Figure 2: Safe and Orderly School Climate: Students feel safe while at the collegiate high school.

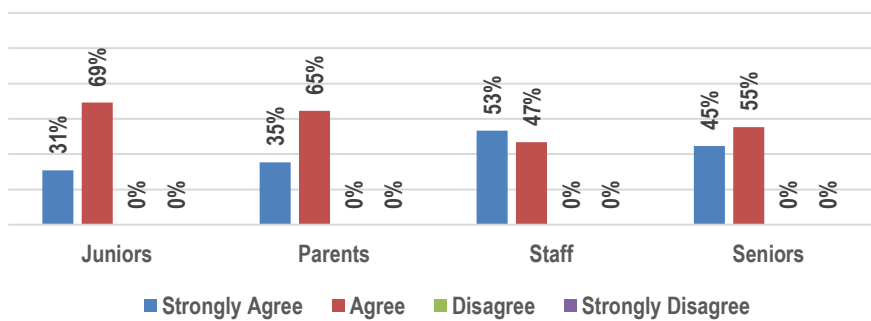


Figure 3: Safe and Orderly School Climate: The rules at the collegiate high school are strictly enforced.

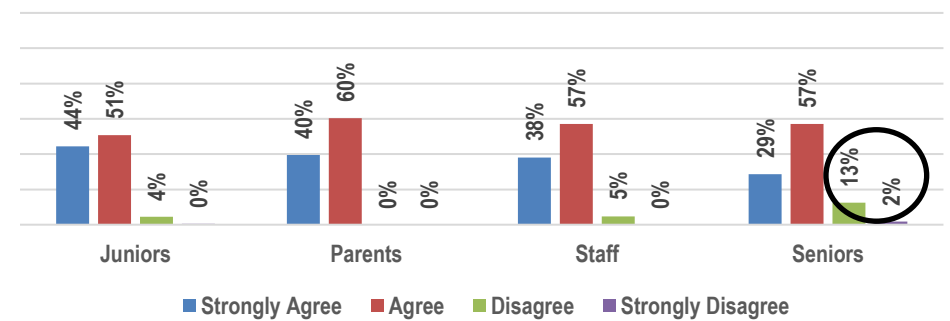


Figure 4: Safe and Orderly School Climate: The collegiate high school facility is clean and well kept.

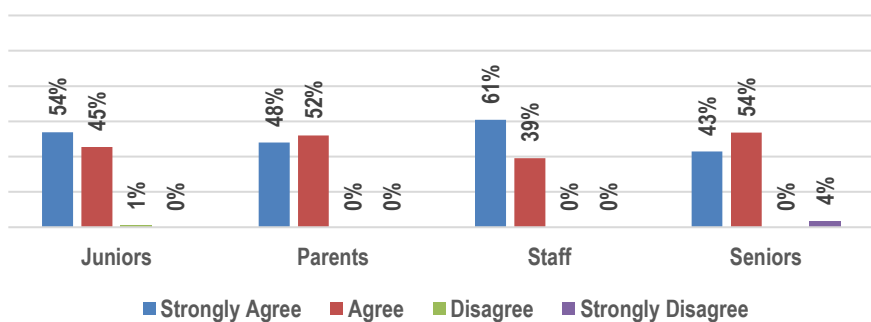


Figure 5: Safe and Orderly School Climate: Students know what to do and whom to notify at the collegiate high school if they see bullying take place.

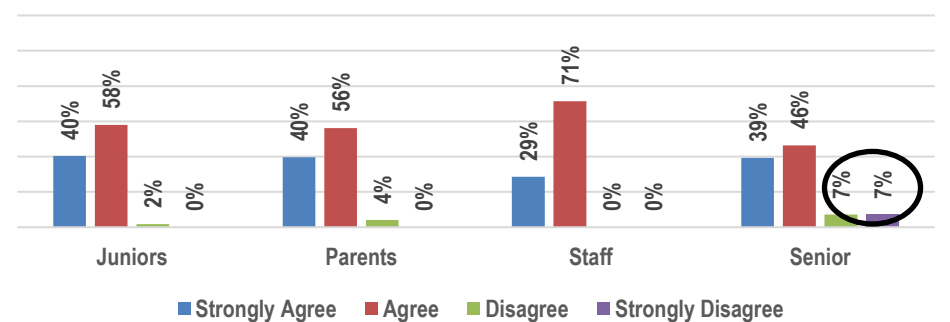


Figure 6: Safe and Orderly School Climate: Students know what to do and whom to notify at the collegiate high school if they are victims of bullying.

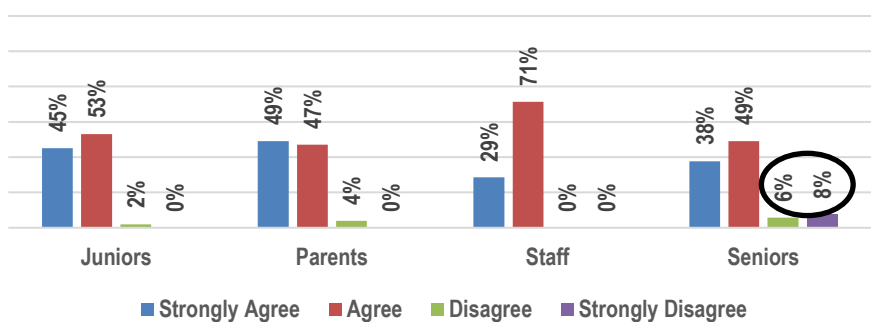
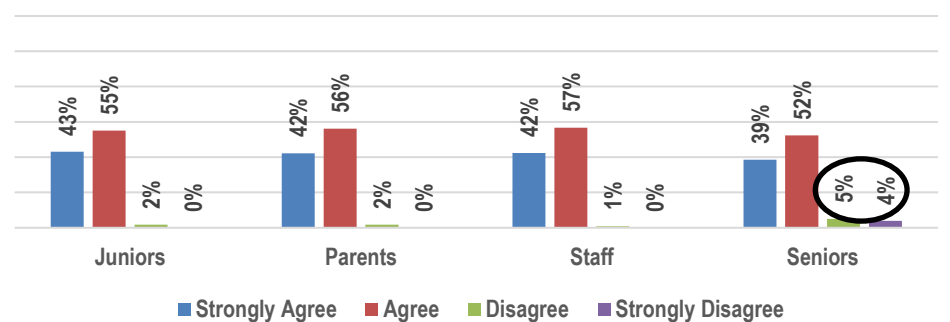


Figure 7: Safe and Orderly School Climate (Overall)



Correlate #2: High Expectations

Figure 8: High Expectations: The staff at the collegiate high school believes that all students can learn and achieve.

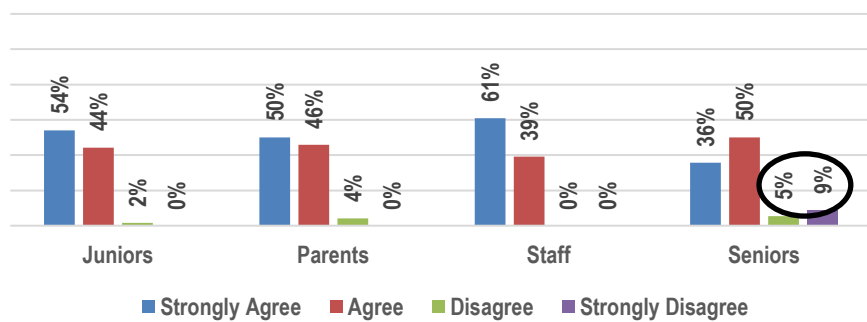


Figure 9: High Expectations: Teacher behaviors at the collegiate high school show that they believe that students can achieve on a high level.

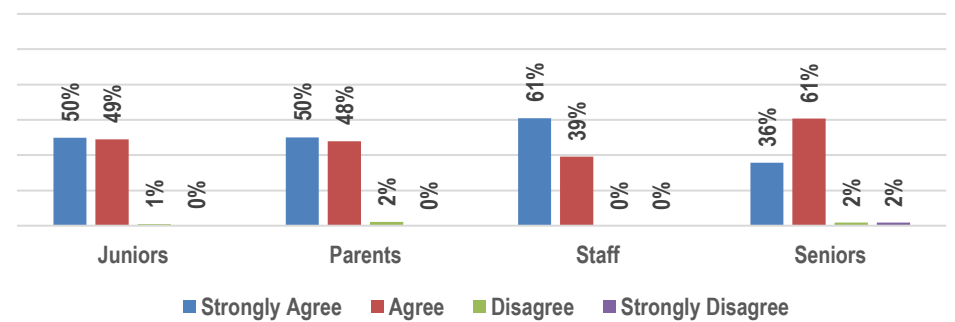


Figure 10: High Expectations: The collegiate high school expects students to be accountable for their learning.

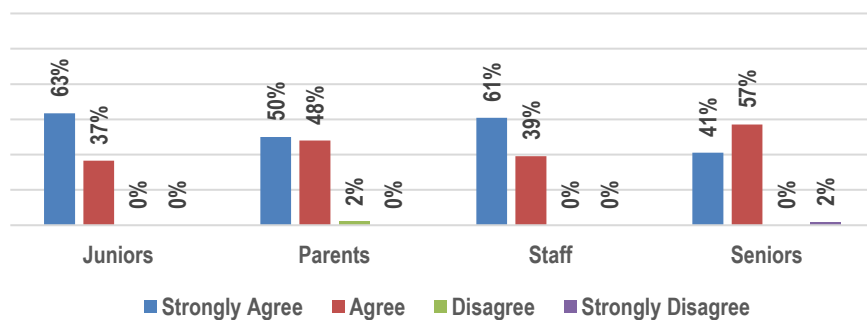
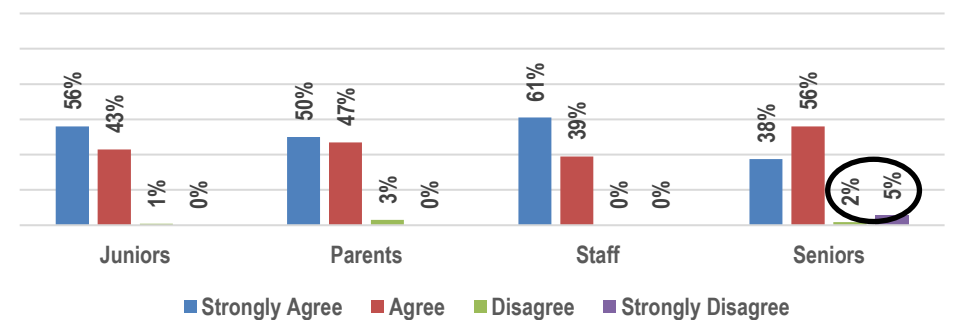


Figure 11: High Expectations (Overall)



Correlate #3: Instructional Leadership

Figure 12: Instructional Leadership: The collegiate high school principal and assistant principal are available to address student learning needs.

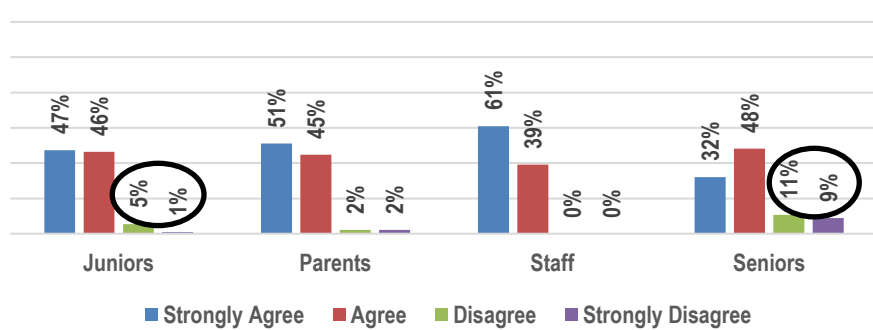


Figure 13: Instructional Leadership: The principal at the collegiate high school provides a good environment for learning.

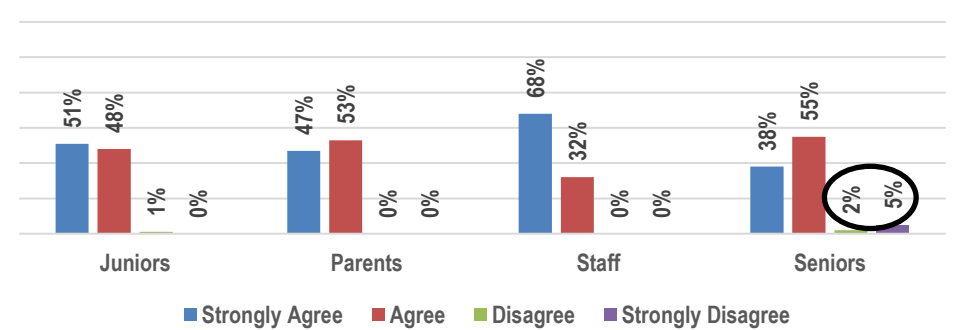


Figure 14: Instructional Leadership: The principal at the collegiate high school makes quality decisions to influence student learning.

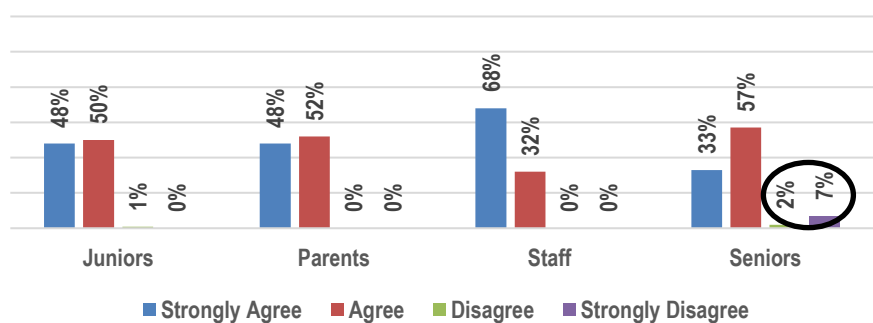
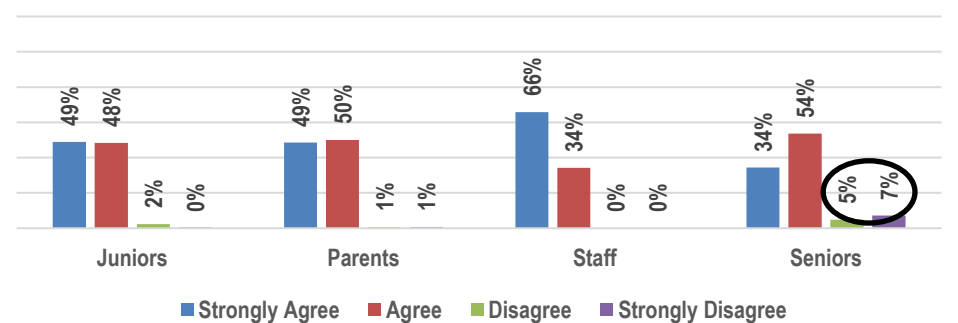


Figure 15: Instructional Leadership (Overall)



Correlate #4: Clear School Mission

Figure 16: Clear School Mission: I believe the main focus of the collegiate high school is to help its students succeed.

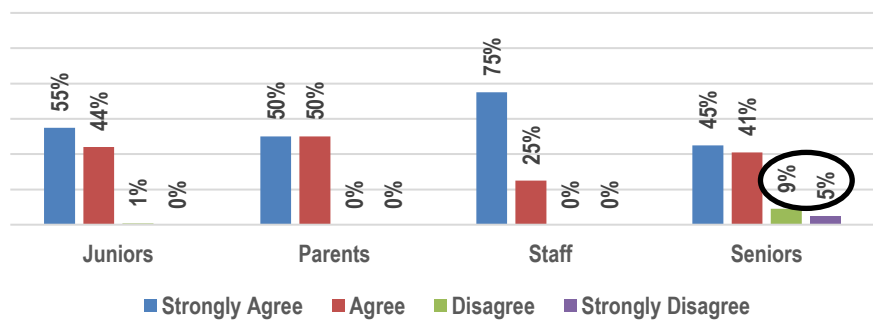


Figure 17: Clear School Mission: The collegiate high school's goals and purpose are clear.

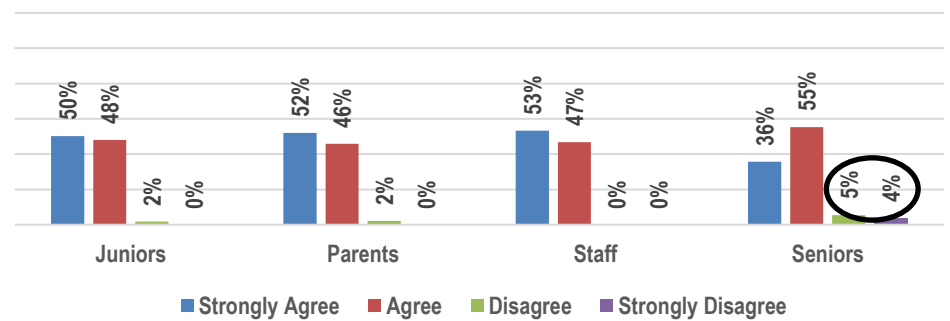


Figure 18: Clear School Mission: The collegiate high school is preparing students for college and future challenges.

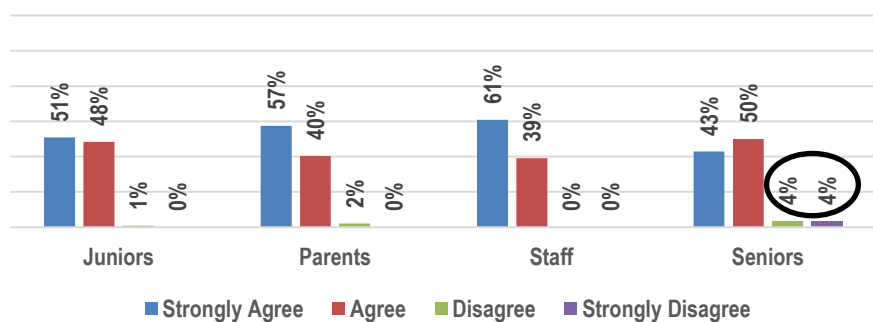
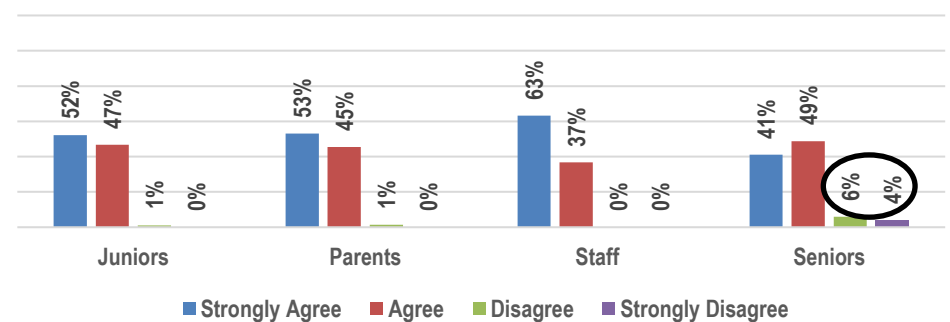


Figure 19: Clear School Mission (Overall)



Correlate #5: Opportunity to Learn

Figure 20: Opportunity to Learn: The collegiate high school provides a variety of programs and subjects

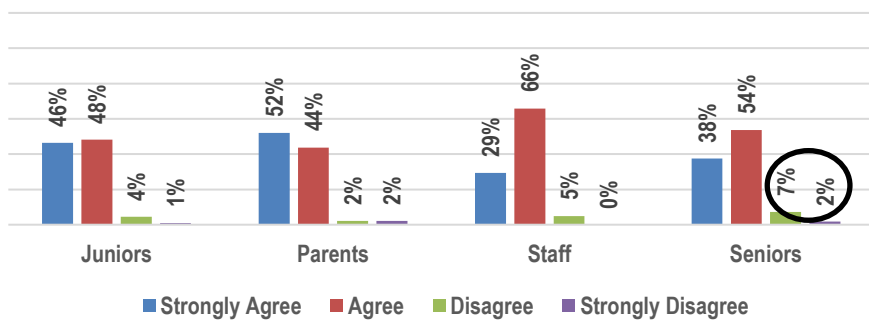


Figure 21: Opportunity to Learn: The focus for students at the collegiate high school is academic studies.

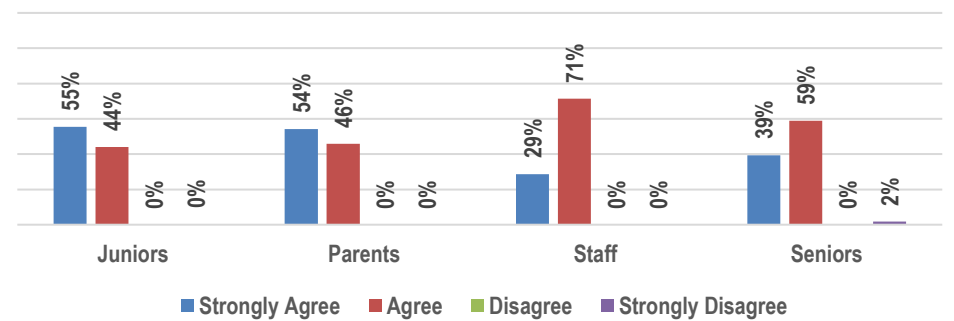


Figure 22: Opportunity to Learn: The instructors at the collegiate high school help students with their studies.

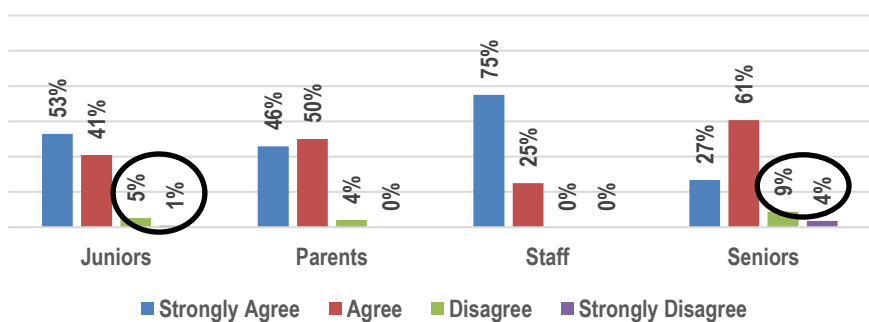
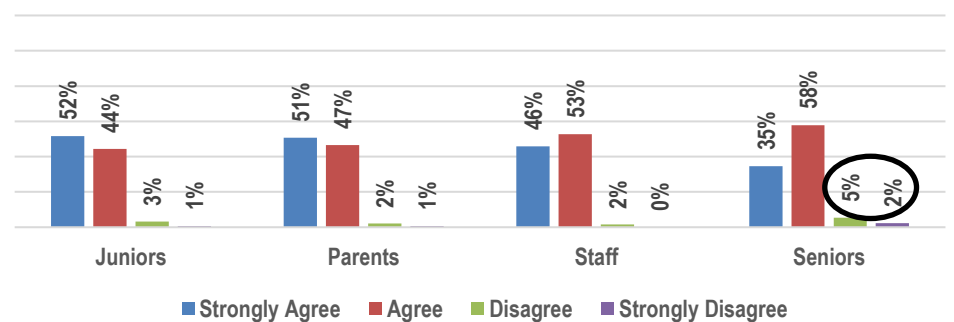


Figure 23: Opportunity to Learn (Overall)



Correlate #6: Frequent Monitoring of Student Progress

Figure 24: Frequent Monitoring of Student Progress: Students receive frequent updates on their progress in courses taught by collegiate high school instructors.

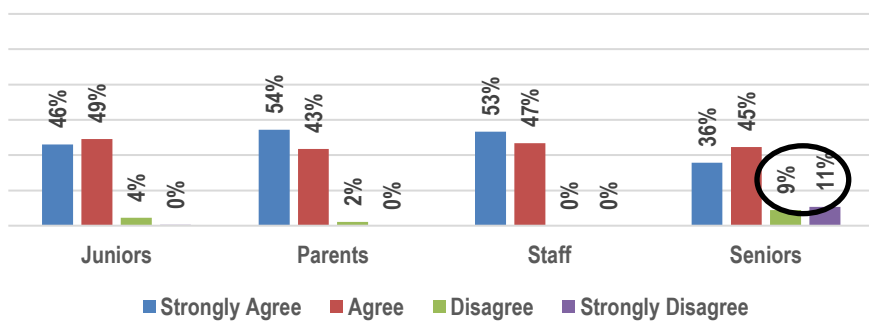


Figure 25: Frequent Monitoring of Student Progress: The instructors are quick to help and assist when students struggle with coursework at the collegiate high school.

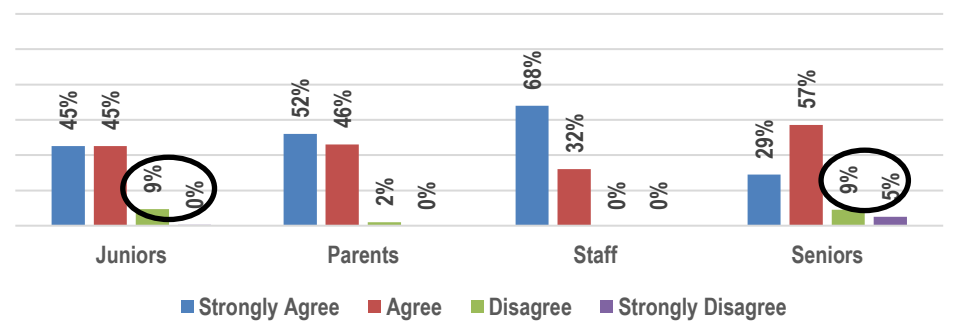


Figure 26: Frequent Monitoring of Student Progress: Students are aware of their progress at the collegiate high school.

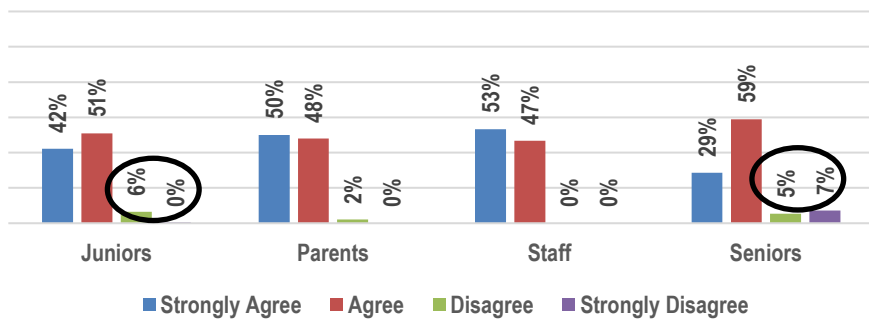
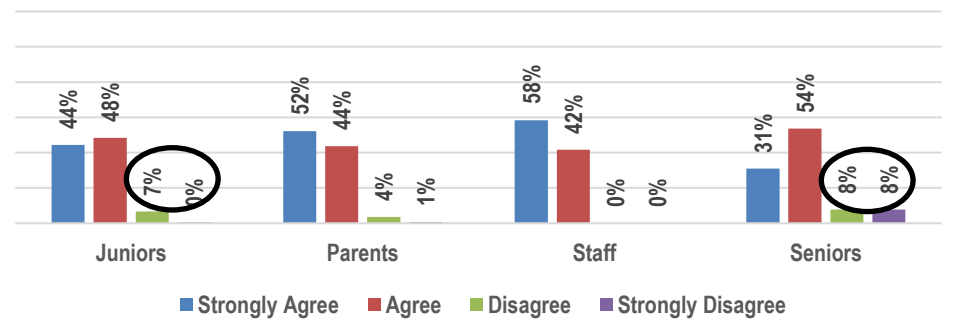


Figure 27: Frequent Monitoring of Student Progress (Overall)



Correlate #7: Home-School Community Relationship

Figure 28: Home-School Community Relationship: Parents are encouraged to provide input and information to improve the collegiate high school.

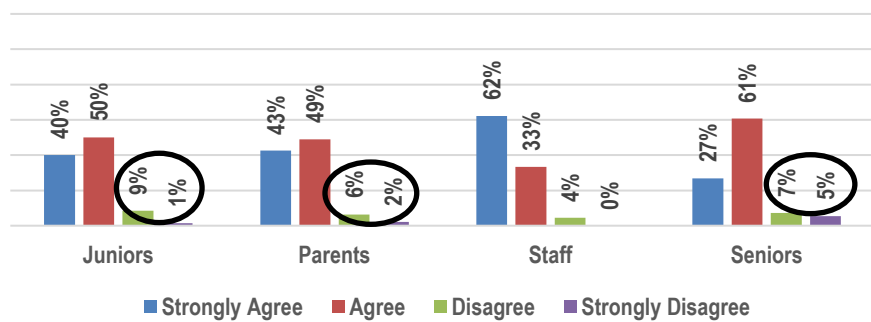


Figure 29: Home-School Community Relationship: Parents are welcome to visit the collegiate high school.

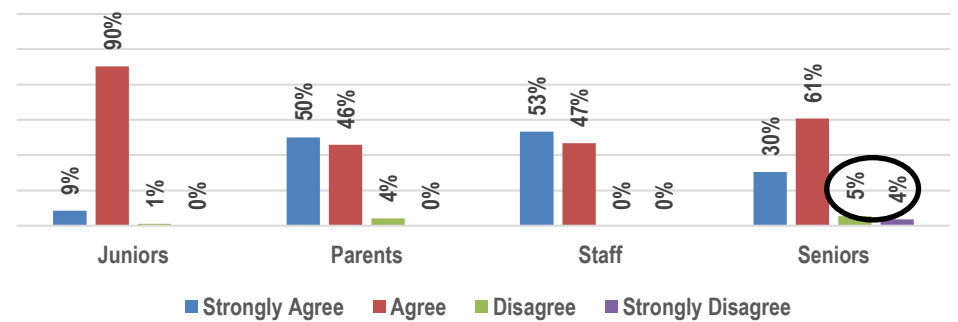


Figure 30: Home-School Community Relationship: Opportunity to participate in community activities is provided to collegiate high school students.

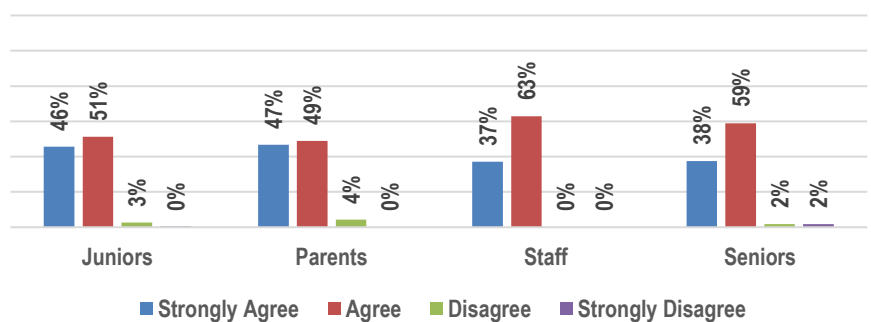


Figure 31: Home-School Community Relationship: I am satisfied with the education that students receive from the collegiate high school.

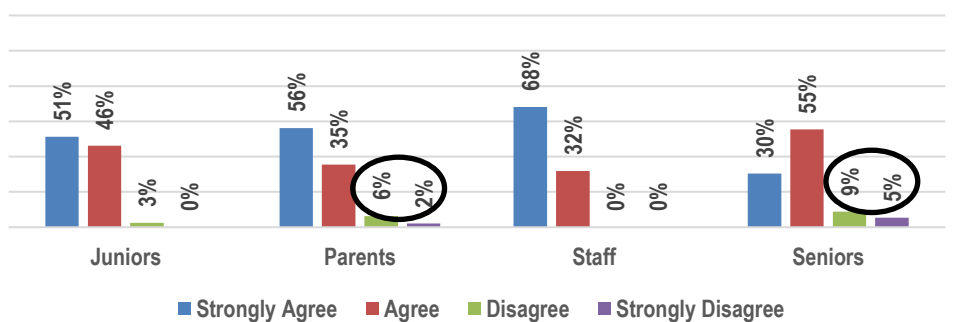
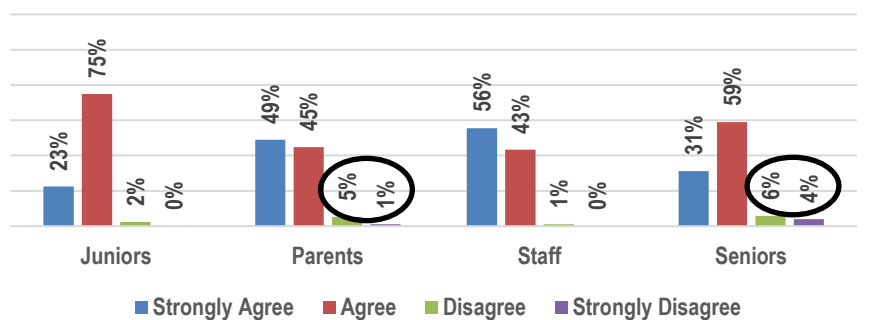


Figure 32: Home-School Community Relationship (Overall)



Part 4: Survey Responses

2020 responses by stakeholder group for each of the 24 survey items are listed in **Tables 3** through **6**.

Table 3: GHS Parent Climate Survey Results 2020 (Average Overall Response = 3.46)

Question	Strongly Agree	Agree	Disagree	Strongly Disagree	Total Responses	Points - Strongly Agree	Points - Agree	Points - Disagree	Points Strongly Disagree	Points - Total	Average
Students feel safe while at the collegiate high school.	17	31	0	0	48	68	93	0	0	161	3.35
The rules at the collegiate high school are strictly enforced.	19	29	0	0	48	76	87	0	0	163	3.40
The collegiate high school facility is clean and well kept.	23	25	0	0	48	92	75	0	0	167	3.48
Students know what to do and whom to notify at the collegiate high school if they see bullying take place.	19	27	2	0	48	76	81	4	0	161	3.35
Students know what to do and whom to notify at the collegiate high school if they are victims of bullying.	23	22	2	0	47	92	66	4	0	162	3.45
SAFE AND ORDERLY ENVIRONMENT	101	134	4	0	239	404	402	8	0	814	3.41
The staff at the collegiate high school believes that all students can learn and achieve.	24	22	2	0	48	96	66	4	0	166	3.46
Teacher behaviors at the collegiate high school show that they believe that students can achieve on a high level.	24	23	1	0	48	96	69	2	0	167	3.48
The collegiate high school expects students to be accountable for their learning.	24	23	1	0	48	96	69	2	0	167	3.48
HIGH EXPECTATION	72	68	4	0	144	288	204	8	0	500	3.47
The collegiate high school principal and assistant principal are available to address student learning needs.	24	21	1	1	47	96	63	2	1	162	3.45
The principal at the collegiate high school provides a good environment for learning.	22	25	0	0	47	88	75	0	0	163	3.47
The principal at the collegiate high school makes quality decisions to influence student learning.	22	24	0	0	46	88	72	0	0	160	3.48
INSTRUCTIONAL LEADERSHIP	68	70	1	1	140	272	210	2	1	485	3.46
I believe the main focus of the collegiate high school is to help its students succeed.	24	24	0	0	48	96	72	0	0	168	3.50
The collegiate high school's goals and purpose are clear.	25	22	1	0	48	100	66	2	0	168	3.50
The collegiate high school is preparing students for college and future challenges.	27	19	1	0	47	108	57	2	0	167	3.55
CLEAR MISSION	76	65	2	0	143	304	195	4	0	503	3.52
The collegiate high school provides a variety of programs and subjects.	25	21	1	1	48	100	63	2	1	166	3.46
The focus for students at the collegiate high school is academic studies.	26	22	0	0	48	104	66	0	0	170	3.54
The instructors at the collegiate high school help students with their studies.	22	24	2	0	48	88	72	4	0	164	3.42
OPPORTUNITY TO LEARN	73	67	3	1	144	292	201	6	1	500	3.47
Students receive frequent updates on their progress in courses taught by collegiate high school instructors.	25	20	1	0	46	100	60	2	0	162	3.52

Question	Strongly Agree	Agree	Disagree	Strongly Disagree	Total Responses	Points - Strongly Agree	Points - Agree	Points - Disagree	Points Strongly Disagree	Points - Total	Average
The instructors are quick to help and assist when students struggle with coursework at the collegiate high school.	25	19	3	1	48	100	57	6	1	164	3.42
Students are aware of their progress at the collegiate high school.	24	23	1	0	48	96	69	2	0	167	3.48
FREQUENT MONITORING OF STUDENT PROGRESS	74	62	5	1	142	296	186	10	1	493	3.47
Parents are encouraged to provide input and information to improve the collegiate high school.	20	23	3	1	47	80	69	6	1	156	3.32
Parents are welcome to visit the collegiate high school.	24	22	2	0	48	96	66	4	0	166	3.46
Opportunity to participate in community activities is provided to collegiate high school students.	22	23	2	0	47	88	69	4	0	161	3.43
I am satisfied with the education that students receive from the collegiate high school.	27	17	3	1	48	108	51	6	1	166	3.46
HOME SCHOOL COMMUNITY CONNECTION	93	85	10	2	190	372	255	20	2	649	3.42

Table 4: GHS Senior Climate Survey Results 2020 (Average Overall Response = 3.21)

Question	Strongly Agree	Agree	Disagree	Strongly Disagree	Total Responses	Points - Strongly Agree	Points - Agree	Points - Disagree	Points Strongly Disagree	Points - Total	Average
Students feel safe while at the collegiate high school.	25	31	0	0	56	100	93	0	0	193	3.45
The rules at the collegiate high school are strictly enforced.	16	32	7	1	56	64	96	14	1	175	3.13
The collegiate high school facility is clean and well kept.	24	30	0	2	56	96	90	0	2	188	3.36
Students know what to do and whom to notify at the collegiate high school if they see bullying take place.	22	26	4	4	56	88	78	8	4	178	3.18
Students know what to do and whom to notify at the collegiate high school if they are victims of bullying.	20	26	3	4	53	80	78	6	4	168	3.17
SAFE AND ORDERLY ENVIRONMENT	107	145	14	11	277	428	435	28	11	902	3.26
The staff at the collegiate high school believes that all students can learn and achieve.	20	28	3	5	56	80	84	6	5	175	3.13
Teacher behaviors at the collegiate high school show that they believe that students can achieve on a high level.	20	34	1	1	56	80	102	2	1	185	3.30
The collegiate high school expects students to be accountable for their learning.	23	32	0	1	56	92	96	0	1	189	3.38
HIGH EXPECTATION	63	94	4	7	168	252	282	8	7	549	3.27
The collegiate high school principal and assistant principal are available to address student learning needs.	18	27	6	5	56	72	81	12	5	170	3.04
The principal at the collegiate high school provides a good environment for learning.	21	31	1	3	56	84	93	2	3	182	3.25
The principal at the collegiate high school makes quality decisions to influence student learning.	18	31	1	4	54	72	93	2	4	171	3.17
INSTRUCTIONAL LEADERSHIP	57	89	8	12	166	228	267	16	12	523	3.15

Question	Strongly Agree	Agree	Disagree	Strongly Disagree	Total Responses	Points - Strongly Agree	Points - Agree	Points - Disagree	Points Strongly Disagree	Points - Total	Average
I believe the main focus of the collegiate high school is to help its students succeed.	25	23	5	3	56	100	69	10	3	182	3.25
The collegiate high school's goals and purpose are clear.	20	31	3	2	56	80	93	6	2	181	3.23
The collegiate high school is preparing students for college and future challenges.	24	28	2	2	56	96	84	4	2	186	3.32
CLEAR MISSION	69	82	10	7	168	276	246	20	7	549	3.27
The collegiate high school provides a variety of programs and subjects.	21	30	4	1	56	84	90	8	1	183	3.27
The focus for students at the collegiate high school is academic studies.	22	33	0	1	56	88	99	0	1	188	3.36
The instructors at the collegiate high school help students with their studies.	15	34	5	2	56	60	102	10	2	174	3.11
OPPORTUNITY TO LEARN	58	97	9	4	168	232	291	18	4	545	3.24
Students receive frequent updates on their progress in courses taught by collegiate high school instructors.	20	25	5	6	56	80	75	10	6	171	3.05
The instructors are quick to help and assist when students struggle with coursework at the collegiate high school.	16	32	5	3	56	64	96	10	3	173	3.09
Students are aware of their progress at the collegiate high school.	16	33	3	4	56	64	99	6	4	173	3.09
FREQUENT MONITORING OF STUDENT PROGRESS	52	90	13	13	168	208	270	26	13	517	3.08
Parents are encouraged to provide input and information to improve the collegiate high school.	15	34	4	3	56	60	102	8	3	173	3.09
Parents are welcome to visit the collegiate high school.	17	34	3	2	56	68	102	6	2	178	3.18
Opportunity to participate in community activities is provided to collegiate high school students.	21	33	1	1	56	84	99	2	1	186	3.32
I am satisfied with the education that students receive from the collegiate high school.	17	31	5	3	56	68	93	10	3	174	3.11
HOME SCHOOL COMMUNITY CONNECTION	70	132	13	9	224	280	396	26	9	711	3.17

Table 5: GHS Junior Climate Survey Results 2020 (Average Overall Response = 3.32)

Question	Strongly Agree	Agree	Disagree	Strongly Disagree	Total Responses	Points - Strongly Agree	Points - Agree	Points - Disagree	Points Strongly Disagree	Points - Total	Average
Students feel safe while at the collegiate high school.	17	51	0	0	68	68	153	0	0	221	3.25
The rules at the collegiate high school are strictly enforced.	25	38	5	1	69	100	114	10	1	225	3.26
The collegiate high school facility is clean and well kept.	32	36	1	0	69	128	108	2	0	238	3.45
Students know what to do and whom to notify at the collegiate high school if they see bullying take place.	23	44	2	0	69	92	132	4	0	228	3.30
Students know what to do and whom to notify at the collegiate high school if they are victims of bullying.	26	41	2	0	69	104	123	4	0	231	3.35

Question	Strongly Agree	Agree	Disagree	Strongly Disagree	Total Responses	Points - Strongly Agree	Points - Agree	Points - Disagree	Points Strongly Disagree	Points - Total	Average
SAFE AND ORDERLY ENVIRONMENT	123	210	10	1	344	492	630	20	1	1143	3.32
The staff at the collegiate high school believes that all students can learn and achieve.	32	35	2	0	69	128	105	4	0	237	3.43
Teacher behaviors at the collegiate high school show that they believe that students can achieve on a high level.	29	38	1	1	69	116	114	2	1	233	3.38
The collegiate high school expects students to be accountable for their learning.	39	30	0	0	69	156	90	0	0	246	3.57
HIGH EXPECTATION	100	103	3	1	207	400	309	6	1	716	3.46
The collegiate high school principal and assistant principal are available to address student learning needs.	26	34	6	2	68	104	102	12	2	220	3.24
The principal at the collegiate high school provides a good environment for learning.	30	38	1	0	69	120	114	2	0	236	3.42
The principal at the collegiate high school makes quality decisions to influence student learning.	28	39	1	1	69	112	117	2	1	232	3.36
INSTRUCTIONAL LEADERSHIP	84	111	8	3	206	336	333	16	3	688	3.34
I believe the main focus of the collegiate high school is to help its students succeed.	33	35	1	0	69	132	105	2	0	239	3.46
The collegiate high school's goals and purpose are clear.	29	37	2	0	68	116	111	4	0	231	3.40
The collegiate high school is preparing students for college and future challenges.	30	38	1	0	69	120	114	2	0	236	3.42
CLEAR MISSION	92	110	4	0	206	368	330	8	0	706	3.43
The collegiate high school provides a variety of programs and subjects.	26	36	5	2	69	104	108	10	2	224	3.25
The focus for students at the collegiate high school is academic studies.	33	35	0	1	69	132	105	0	1	238	3.45
The instructors at the collegiate high school help students with their studies.	30	31	6	2	69	120	93	12	2	227	3.29
OPPORTUNITY TO LEARN	89	102	11	5	207	356	306	22	5	689	3.33
Students receive frequent updates on their progress in courses taught by collegiate high school instructors.	26	37	5	1	69	104	111	10	1	226	3.28
The instructors are quick to help and assist when students struggle with coursework at the collegiate high school.	24	32	10	1	67	96	96	20	1	213	3.18
Students are aware of their progress at the collegiate high school.	23	37	7	1	68	92	111	14	1	218	3.21
FREQUENT MONITORING OF STUDENT PROGRESS	73	106	22	3	204	292	318	44	3	657	3.22
Parents are encouraged to provide input and information to improve the collegiate high school.	21	35	9	3	68	84	105	18	3	210	3.09
Parents are welcome to visit the collegiate high school.	24	337	6	1	368	96	1011	12	1	1120	3.04
Opportunity to participate in community activities is provided to collegiate high school students.	26	39	3	1	69	104	117	6	1	228	3.30
I am satisfied with the education that students receive from the collegiate high school.	30	36	3	0	69	120	108	6	0	234	3.39
HOME SCHOOL COMMUNITY CONNECTION	101	447	21	5	574	404	1341	42	5	1792	3.12

Table 6: GHS Staff Climate Survey Results 2020 (Average Overall Response = 3.48)

Question	Strongly Agree	Agree	Disagree	Strongly Disagree	Total Responses	Points - Strongly	Points - Agree	Points - Disagree	Points - Strongly	Points - Total	Average
Students feel safe while at the collegiate high school.	6	7	0	0	13	24	21	0	0	45	3.46
The rules at the collegiate high school are strictly enforced.	4	8	1	0	13	16	24	2	0	42	3.23
The collegiate high school facility is clean and well kept.	7	6	0	0	13	28	18	0	0	46	3.54
Students know what to do and whom to notify at the collegiate high school if they see bullying take place.	3	10	0	0	13	12	30	0	0	42	3.23
Students know what to do and whom to notify at the collegiate high school if they are victims of bullying.	3	10	0	0	13	12	30	0	0	42	3.23
SAFE AND ORDERLY ENVIRONMENT	23	41	1	0	65	92	123	2	0	217	3.34
The staff at the collegiate high school believes that all students can learn and achieve.	7	6	0	0	13	28	18	0	0	46	3.54
Teacher behaviors at the collegiate high school show that they believe that students can achieve on a high level.	7	6	0	0	13	28	18	0	0	46	3.54
The collegiate high school expects students to be accountable for their learning.	7	6	0	0	13	28	18	0	0	46	3.54
HIGH EXPECTATION	21	18	0	0	39	84	54	0	0	138	3.54
The collegiate high school principal and assistant principal are available to address student learning needs.	7	6	0	0	13	28	18	0	0	46	3.54
The principal at the collegiate high school provides a good environment for learning.	8	5	0	0	13	32	15	0	0	47	3.62
The principal at the collegiate high school makes quality decisions to influence student learning.	8	5	0	0	13	32	15	0	0	47	3.62
INSTRUCTIONAL LEADERSHIP	23	16	0	0	39	92	48	0	0	140	3.59
I believe the main focus of the collegiate high school is to help its students succeed.	9	4	0	0	13	36	12	0	0	48	3.69
The collegiate high school's goals and purpose are clear.	6	7	0	0	13	24	21	0	0	45	3.46
The collegiate high school is preparing students for college and future challenges.	7	6	0	0	13	28	18	0	0	46	3.54
CLEAR MISSION	22	17	0	0	39	88	51	0	0	139	3.56
The collegiate high school provides a variety of programs and subjects.	3	9	1	0	13	12	27	2	0	41	3.15
The focus for students at the collegiate high school is academic studies.	3	10	0	0	13	12	30	0	0	42	3.23
The instructors at the collegiate high school help students with their studies.	9	4	0	0	13	36	12	0	0	48	3.69
OPPORTUNITY TO LEARN	15	23	1	0	39	60	69	2	0	131	3.36
Students receive frequent updates on their progress in courses taught by collegiate high school instructors.	6	7	0	0	13	24	21	0	0	45	3.46
The instructors are quick to help and assist when students struggle with coursework at the collegiate high school.	8	5	0	0	13	32	15	0	0	47	3.62
Students are aware of their progress at the collegiate high school.	6	7	0	0	13	24	21	0	0	45	3.46
FREQUENT MONITORING OF STUDENT PROGRESS	20	19	0	0	39	80	57	0	0	137	3.51

Question	Strongly Agree	Agree	Disagree	Strongly Disagree	Total Responses	Points - Strongly	Points - Agree	Points - Disagree	Points - Strongly	Points - Total	Average
Parents are encouraged to provide input and information to improve the collegiate high school.	7	5	1	0	13	28	15	2	0	45	3.46
Parents are welcome to visit the collegiate high school.	6	7	0	0	13	24	21	0	0	45	3.46
Opportunity to participate in community activities is provided to collegiate high school students.	4	9	0	0	13	16	27	0	0	43	3.31
I am satisfied with the education that students receive from the collegiate high school.	8	5	0	0	13	32	15	0	0	47	3.62
HOME SCHOOL COMMUNITY CONNECTION	25	26	1	0	52	100	78	2	0	180	3.46