

**POLK STATE  
GATEWAY TO COLLEGE CHARTER HIGH SCHOOL**

**SCHOOL CLIMATE  
SURVEY  
2019**

An external evaluator from Smart Teams created this report, summarizing the responses of Polk State Gateway to College Charter High School's stakeholders on the school's 2020 climate survey. The report provides an overall summary of survey results as well as an examination of responses by survey item and category.

The report is divided into four parts:

- **Part 1: Overall Survey Results (Page 2)**
- **Part 2: Average Responses by Correlate (Page 4)**
- **Part 3: Percent of Responses (Strongly Agree, Agree, Disagree, and Strongly Disagree) by Item and Correlate (Page 6)**
- **Part 4: Survey Responses (Page 14)**

## **Part 1: Overall Survey Results**

The Polk State Gateway to College Charter High School Climate Survey was administered to parents, students, and staff members in the winter and spring of the 2018-2019 school year. The number of participants in each category included:

- 56 parents
- 117 students
- 10 staff members

These numbers represent approximately 25% of the school's parents, 52% of students, and 91% of staff.

Survey items are organized around seven categories or correlates associated with characteristics that are evident in highly effective schools. Categories include:

- Correlate 1/Safe and Orderly Environment
- Correlate 2/High Expectations

- Correlate 3/Instructional Leadership
- Correlate 4/Clear School Mission
- Correlate 5/Opportunity to Learn
- Correlate 6/Frequent Monitoring of Student Progress
- Correlate 7/Home-School Community Relationship

The survey template lists 24 statements about the school. For each survey item, the respondent is asked to indicate whether he or she strongly disagrees (1), disagrees (2), agrees (3), or strongly agrees (4).

**Part 2** (page 4) of this report, provides a summary of responses by correlate for each stakeholder group. Selected overall observations for all respondents are as listed below:

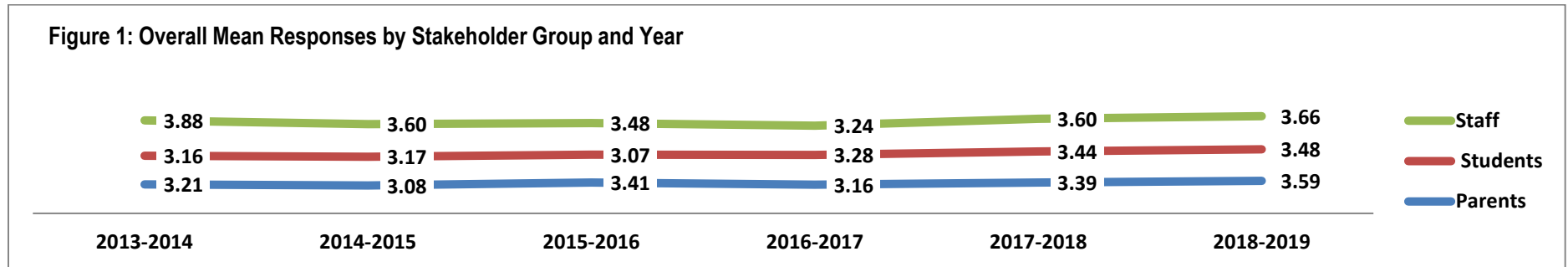
- A total of 183 stakeholder representatives participated in the survey process.
- The overall responses by group are:
  - Students 3.48
  - Parents 3.59
  - Staff 3.66
- The highest ratings awarded by each stakeholder group were as listed below:
  - Students (3.53)—*Safe and Orderly Environment* and *Home School Community Relationship*
  - Parents (3.68)—*High Expectations*
  - Staff (3.77)—*Clear School Mission* and *High Expectations*
- Both students (3.38) and parents (3.45) gave the lowest rating to *Frequent Monitoring of Student Progress*. Staff gave the lowest rating (3.57) to *Opportunity to Learn*.
- The mean or average scores for parents, students, and staff are 3 or higher for all seven survey categories or correlates. The school thus meets the requirements of one of its charter goals, which states, **“The average responses of students, parents, and staff equals 3.0 or higher on at least 6 of 7 correlates on the annual climate survey (scale of 1.0 to 4.0)”**

## Part 2: Average Responses by Correlate

The columns in **Table 1** list the seven survey correlates. The rows list mean responses of stakeholder groups on the items included in each correlate. Additionally, the final column to the right lists the average or mean score for the stakeholder group. The bold mean score in each row is the highest reported for the group.

Group	Safe and Orderly Environment	High Expectations	Instructional Leadership	Clear School Mission	Opportunity to Learn	Frequent Monitoring of Student Progress	Home-School Community Relationship	Overall
<b>Parents</b>								
2013-2014	3.17	3.24	<b>3.25</b>	3.24	3.21	3.19	3.19	3.21
2014-2015	3.10	3.08	3.00	<b>3.25</b>	3.17	3.08	2.88	3.08
2015-2016	3.42	3.41	3.43	<b>3.56</b>	3.36	3.22	3.44	3.41
2016-2017	3.24	<b>3.32</b>	3.15	3.17	3.17	3.00	3.11	3.16
2017-2018	3.45	<b>3.48</b>	3.40	3.47	3.43	3.23	3.30	3.39
2018-2019	3.64	<b>3.68</b>	3.58	3.65	3.65	3.45	3.52	3.59
<b>All Students</b>								
2013-2014	3.18	<b>3.19</b>	3.14	3.18	3.11	3.17	3.15	3.16
2014-2015	3.22	3.23	3.05	<b>3.24</b>	3.21	3.08	3.19	3.17
2015-2016	3.1	3.17	3.08	<b>3.21</b>	3.01	2.89	3.06	3.07
2016-2017	3.20	3.33	3.26	<b>3.56</b>	3.11	3.30	3.19	3.28
2017-2018	3.48	<b>3.55</b>	3.43	3.52	3.45	3.27	3.35	3.44
2018-2019	<b>3.53</b>	3.43	3.47	3.49	3.47	3.38	<b>3.53</b>	3.48
<b>Staff</b>								
2013-2014	3.20	3.42	3.26	3.44	<b>3.56</b>	3.46	3.39	3.39
2014-2015	3.53	3.58	3.46	<b>3.71</b>	<b>3.71</b>	3.63	3.60	3.60
2015-2016	3.4	<b>3.67</b>	3.58	3.58	3.11	3.58	3.44	3.48
2016-2017	3.24	<b>3.33</b>	3.26	3.38	3.27	3.06	3.15	3.24
2017-2018	3.52	3.56	3.63	<b>3.75</b>	3.67	3.52	3.59	3.60
2018-2019	3.62	<b>3.77</b>	3.70	<b>3.77</b>	3.57	3.60	3.58	3.66
<b>Overall</b>								
2013-2014	3.18	3.28	3.22	<b>3.29</b>	<b>3.29</b>	3.27	3.24	3.25
2014-2015	3.28	3.30	3.17	<b>3.40</b>	3.36	3.26	3.22	3.28
2015-2016	3.31	3.42	3.36	<b>3.45</b>	3.16	3.23	3.31	3.32
2016-2017	3.23	3.33	3.22	<b>3.37</b>	3.18	3.12	3.15	3.23
2017-2018	3.48	3.53	3.49	3.58	3.52	3.34	3.41	3.48
2018-2019	3.60	3.63	3.58	3.64	3.56	3.48	3.54	3.58

**Figure 1** lists the overall mean responses of individual stakeholder groups for 2013-2014 through 2018-2019.



Three survey items, included in the scores listed in **Figure 1** (page 4), are tied to two issues deemed to be significant enough in importance to also be reported independently:

- Bullying
- Overall satisfaction with the school

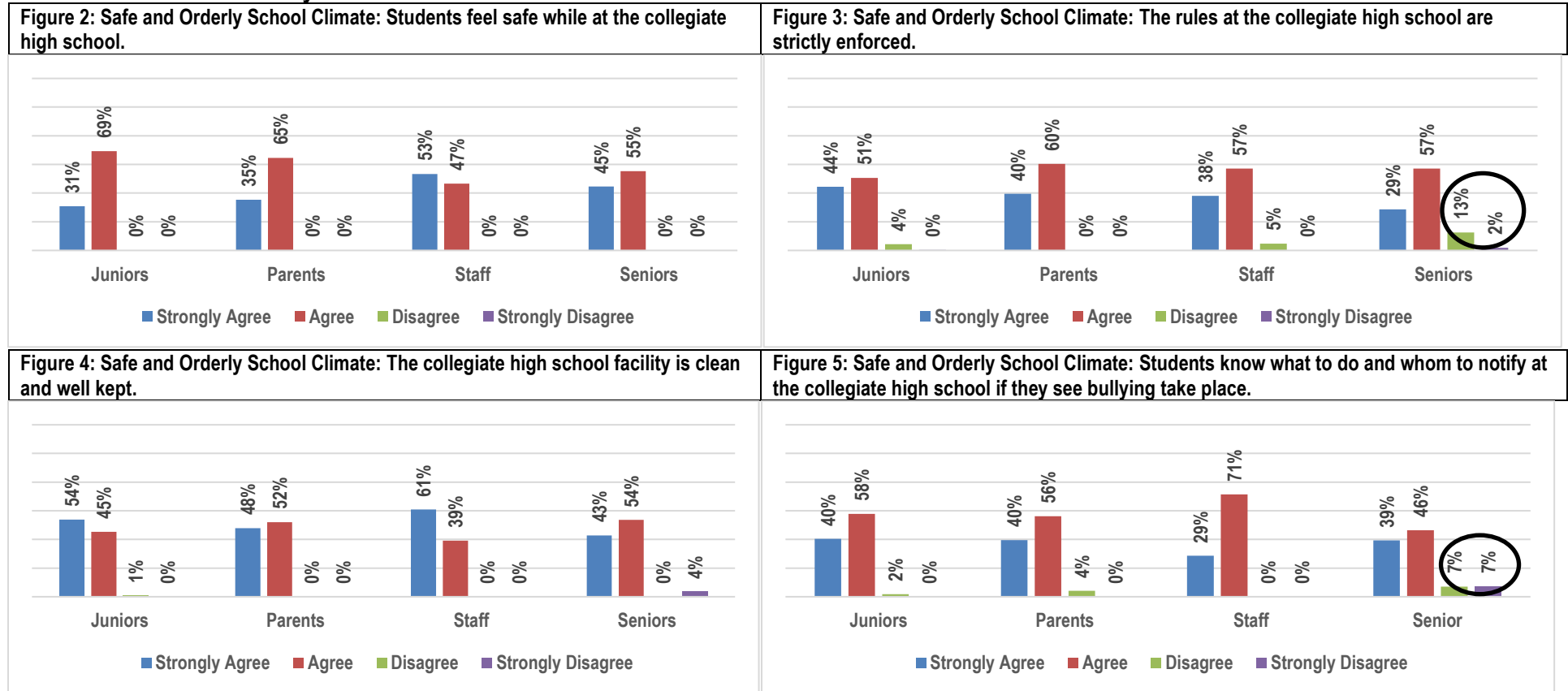
The mean responses of stakeholder groups for each of these individual items are listed in **Table 2**.

<b>Table 2: Responses tied to Bullying and Overall Satisfaction</b>			
Group	Students know what to do and whom to notify at the collegiate high school if they see bullying take place. (Item 4)	Students know what to do and whom to notify at the collegiate high school if they are victims of bullying. (Item 5)	I am satisfied with the education that I or my child receives from the collegiate school (Item 24)
<b>Parents</b>	3.59	3.61	3.65
<b>Students</b>	3.55	3.48	3.49
<b>Staff</b>	3.60	3.70	3.70
<b>Overall</b>			

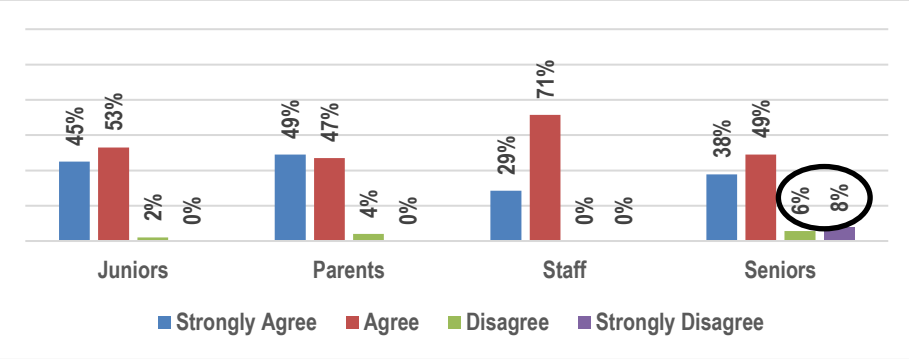
### Part 3: Percent of Responses (Strongly Agree, Agree, Disagree, and Strongly Disagree) by Item and Correlate

In addition to reporting the average scores by correlate, survey results were analyzed to determine the percent of respondents indicating they *strongly agree*, *agree*, *disagree*, and *strongly disagree* with each survey statement. **Figures 2 through 32** report outcomes by item and correlate. For any item receiving more than 5% *disagree* and/or *highly disagree* responses by any group, the percent(s) is/are circled to be considered by school staff for improvement purposes.

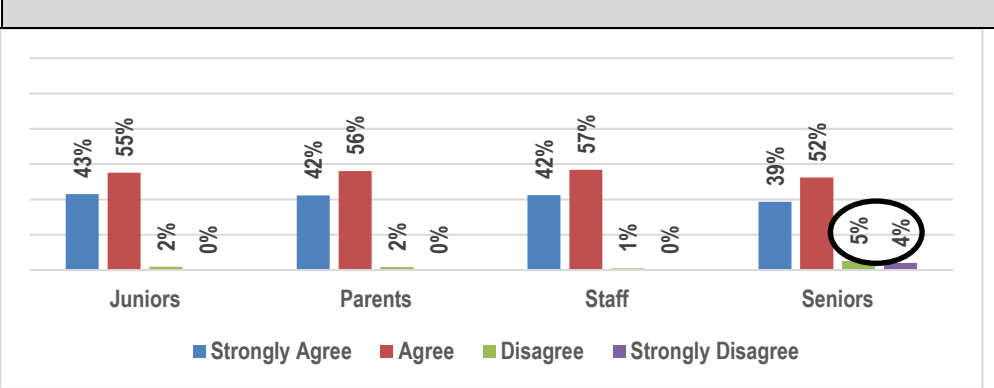
#### Correlate #1: Safe and Orderly School Climate



**Figure 6: Safe and Orderly School Climate: Students know what to do and whom to notify at the collegiate high school if they are victims of bullying.**

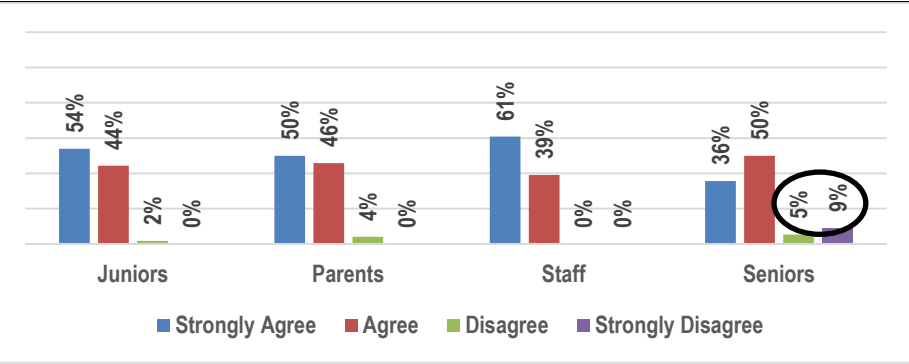


**Figure 7: Safe and Orderly School Climate (Overall)**

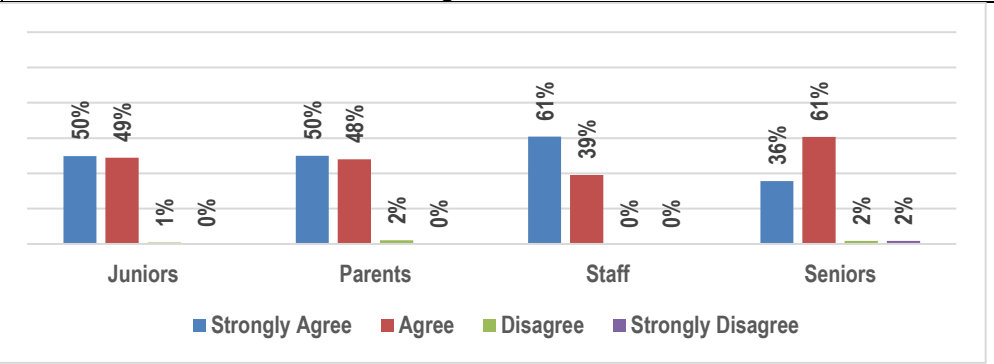


**Correlate #2: High Expectations**

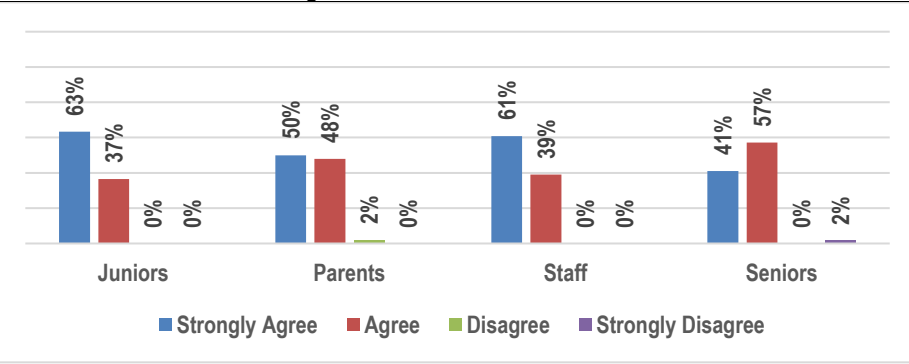
**Figure 8: High Expectations: The staff at the collegiate high school believes that all students can learn and achieve.**



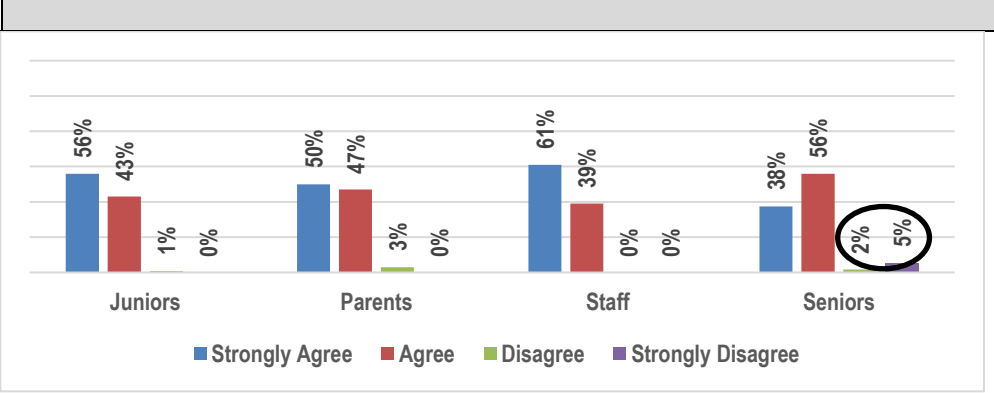
**Figure 9: High Expectations: Teacher behaviors at the collegiate high school show that they believe that students can achieve on a high level.**



**Figure 10: High Expectations: The collegiate high school expects students to be accountable for their learning.**



**Figure 11: High Expectations (Overall)**



### Correlate #3: Instructional Leadership

Figure 12: Instructional Leadership: The collegiate high school principal and assistant principal are available to address student learning needs.

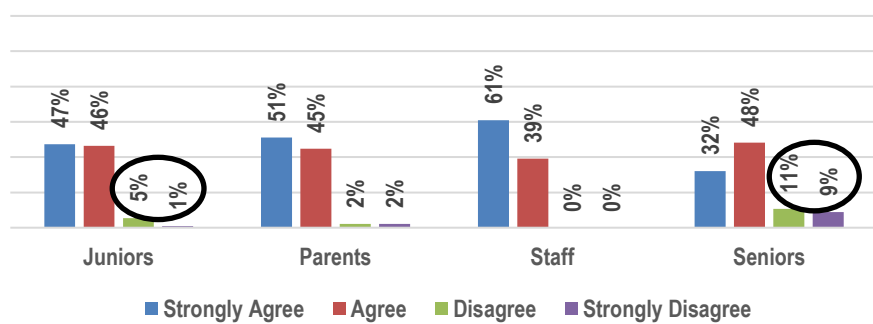


Figure 13: Instructional Leadership: The principal at the collegiate high school provides a good environment for learning.

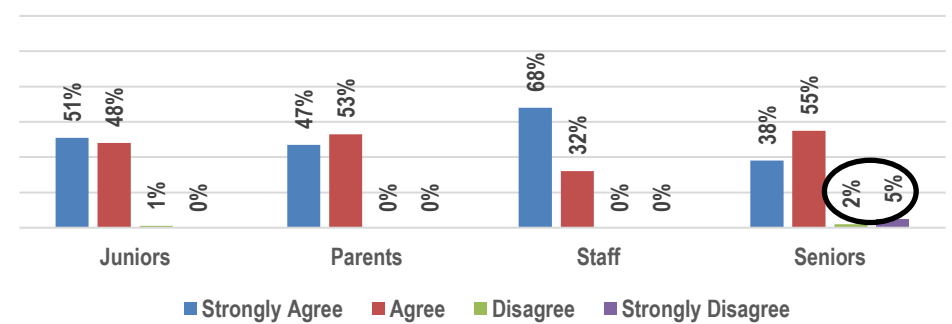


Figure 14: Instructional Leadership: The principal at the collegiate high school makes quality decisions to influence student learning.

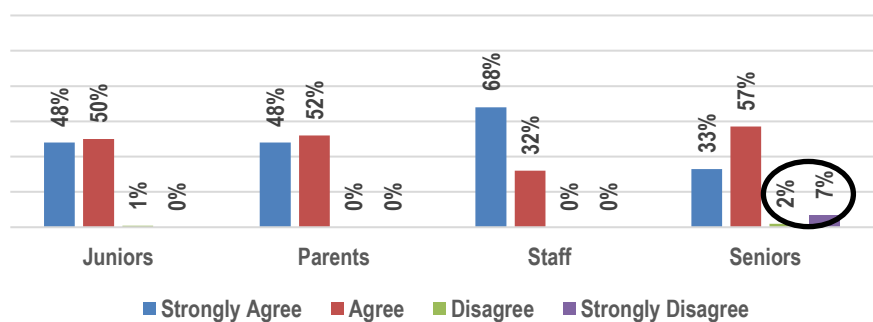
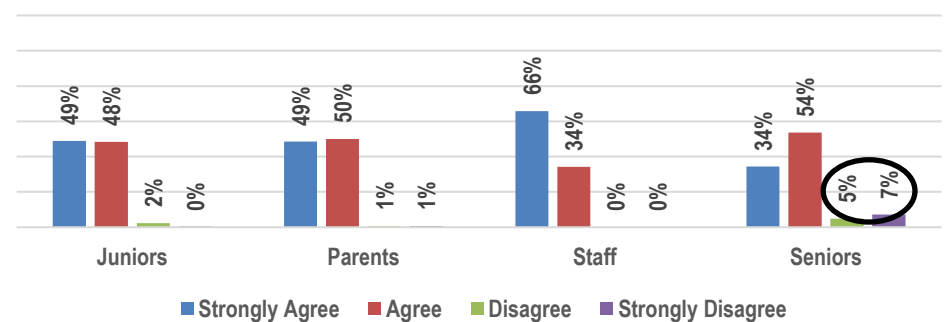


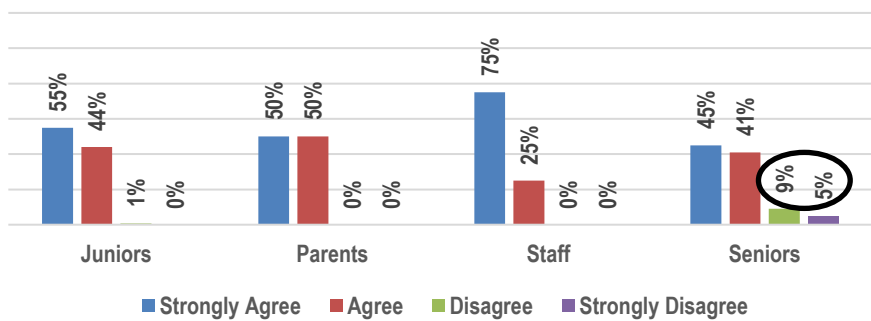
Figure 15: Instructional Leadership (Overall)



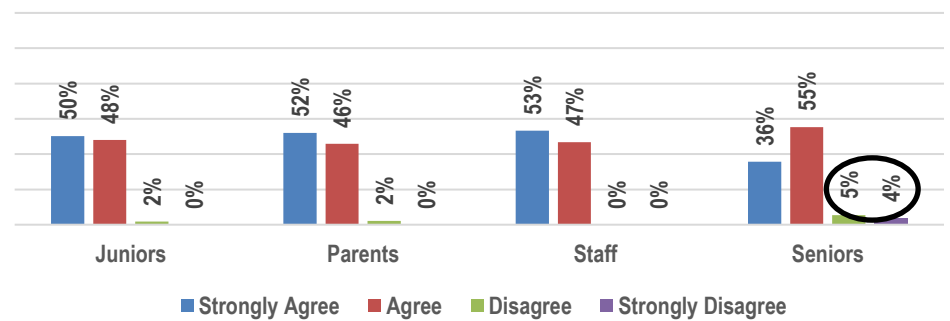


**Correlate #4: Clear School Mission**

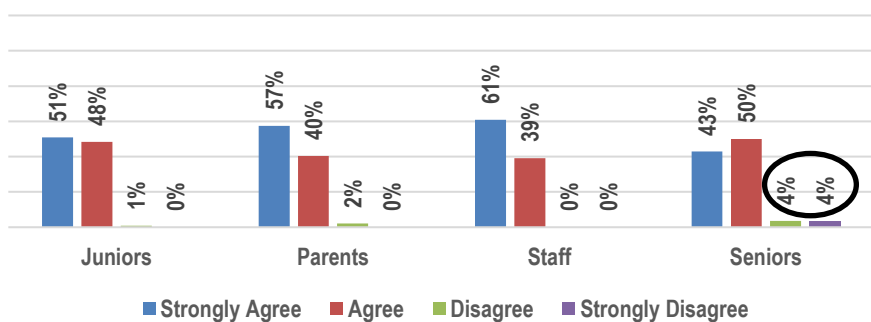
**Figure 16: Clear School Mission: I believe the main focus of the collegiate high school is to help its students succeed.**



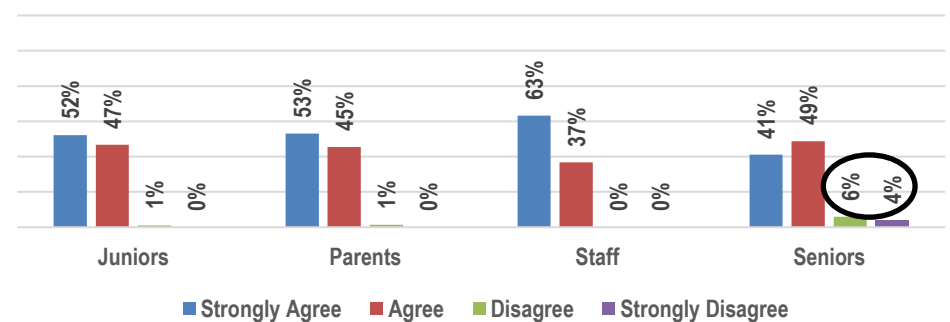
**Figure 17: Clear School Mission: The collegiate high school's goals and purpose are clear.**



**Figure 18: Clear School Mission: The collegiate high school is preparing students for college and future challenges.**

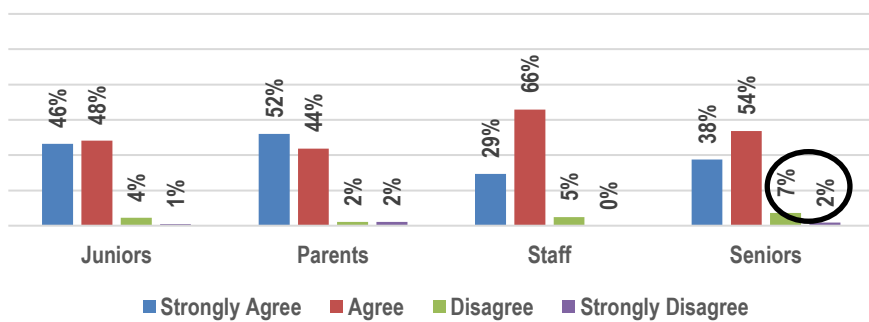


**Figure 19: Clear School Mission (Overall)**

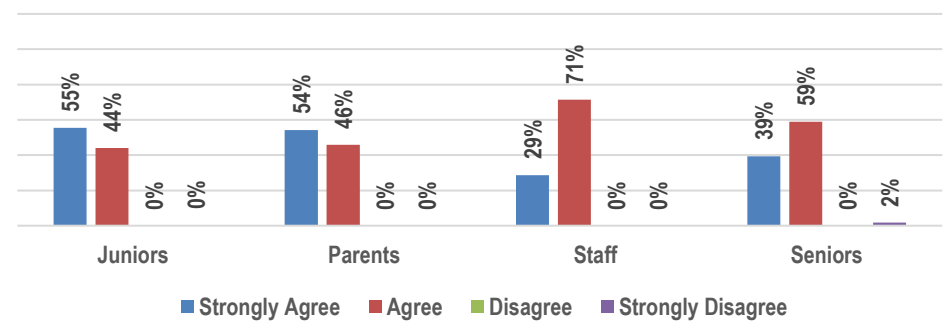


**Correlate #5: Opportunity to Learn**

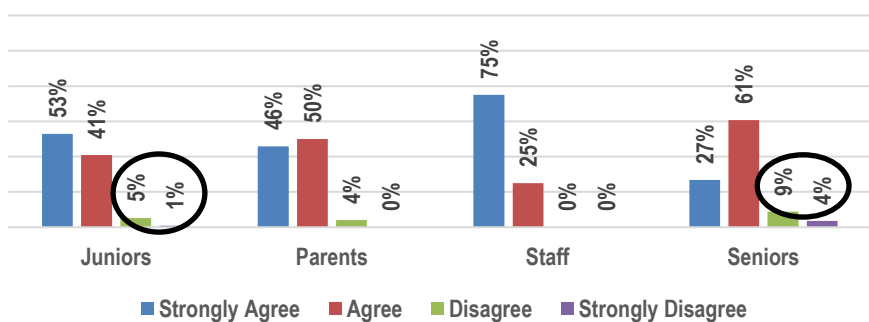
**Figure 20: Opportunity to Learn: The collegiate high school provides a variety of programs and subjects**



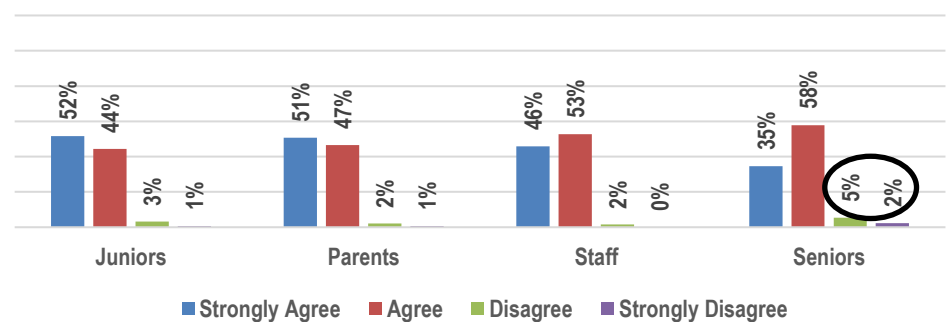
**Figure 21: Opportunity to Learn: The focus for students at the collegiate high school is academic studies.**



**Figure 22: Opportunity to Learn: The instructors at the collegiate high school help students with their studies.**



**Figure 23: Opportunity to Learn (Overall)**



### Correlate #6: Frequent Monitoring of Student Progress

Figure 24: Frequent Monitoring of Student Progress: Students receive frequent updates on their progress in courses taught by collegiate high school instructors.

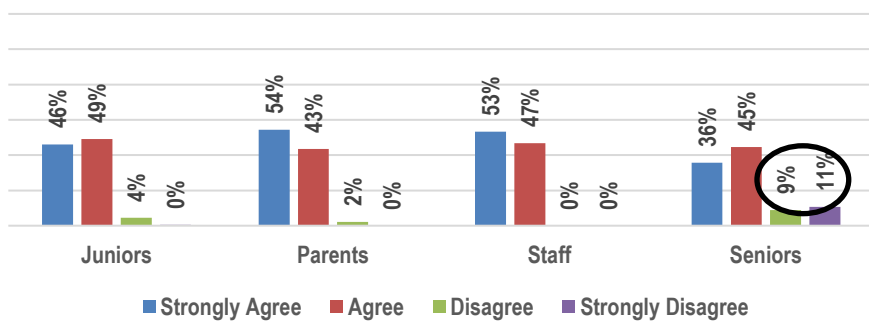


Figure 25: Frequent Monitoring of Student Progress: The instructors are quick to help and assist when students struggle with coursework at the collegiate high school.

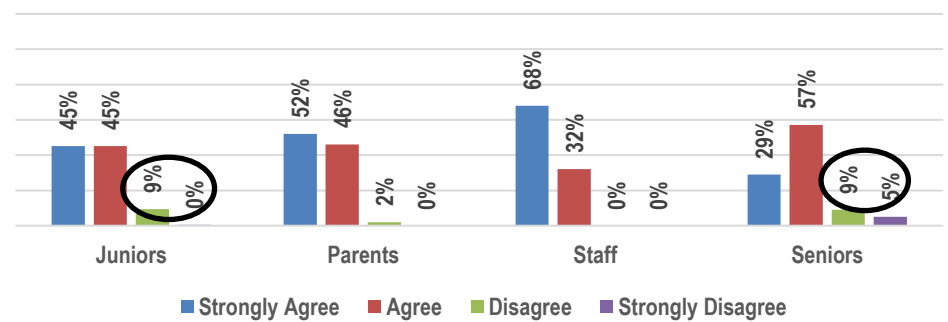


Figure 26: Frequent Monitoring of Student Progress: Students are aware of their progress at the collegiate high school.

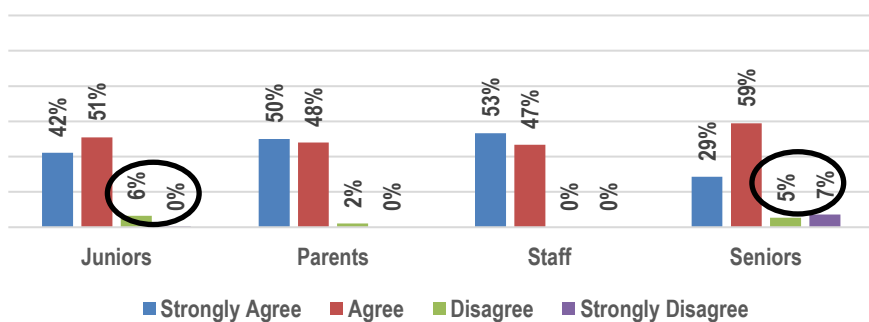
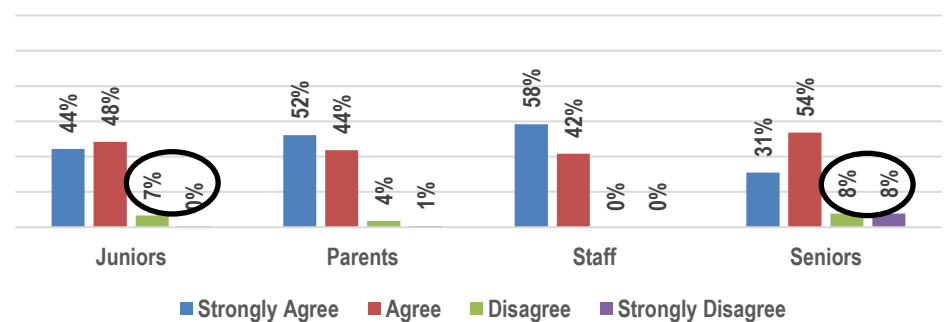


Figure 27: Frequent Monitoring of Student Progress (Overall)



### Correlate #7: Home-School Community Relationship

Figure 28: Home-School Community Relationship: Parents are encouraged to provide input and information to improve the collegiate high school.

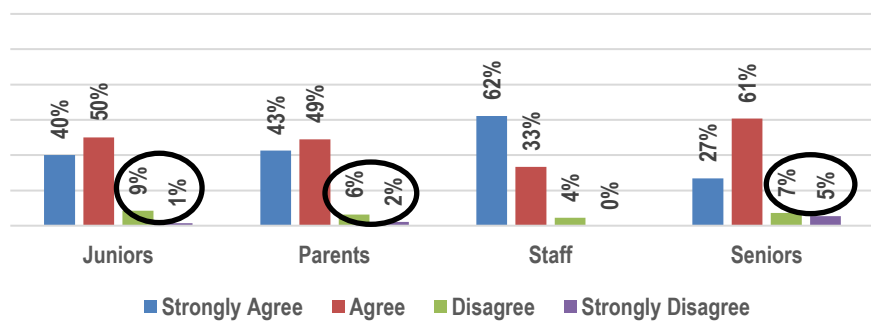


Figure 29: Home-School Community Relationship: Parents are welcome to visit the collegiate high school.

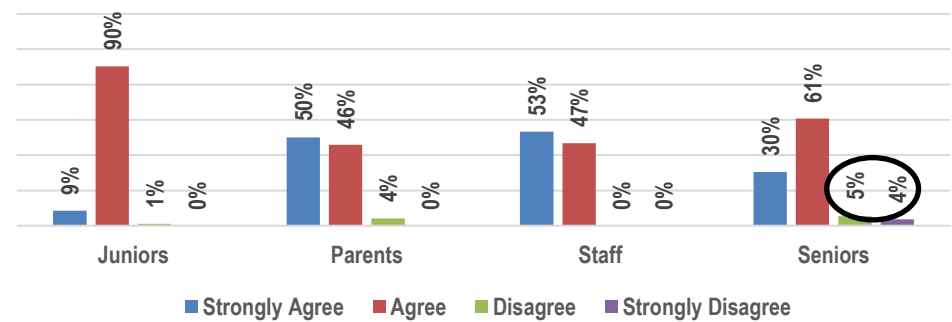


Figure 30: Home-School Community Relationship: Opportunity to participate in community activities is provided to collegiate high school students.

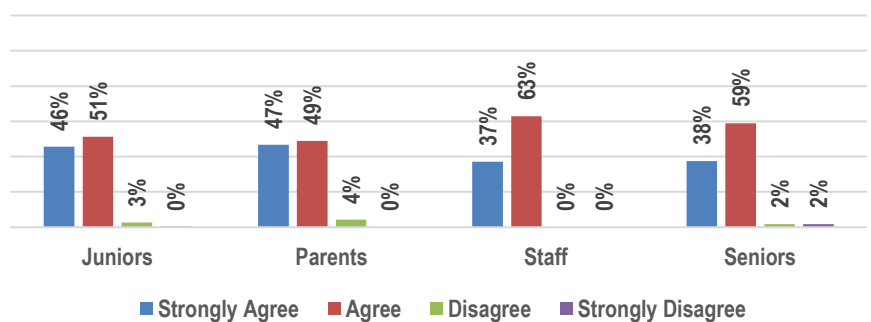


Figure 31: Home-School Community Relationship: I am satisfied with the education that students receive from the collegiate high school.

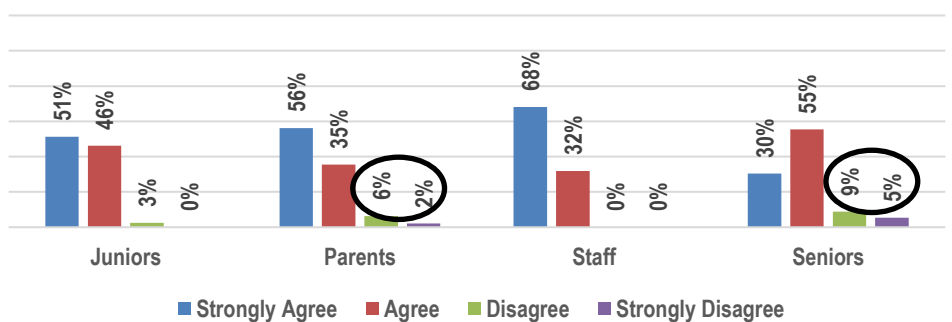
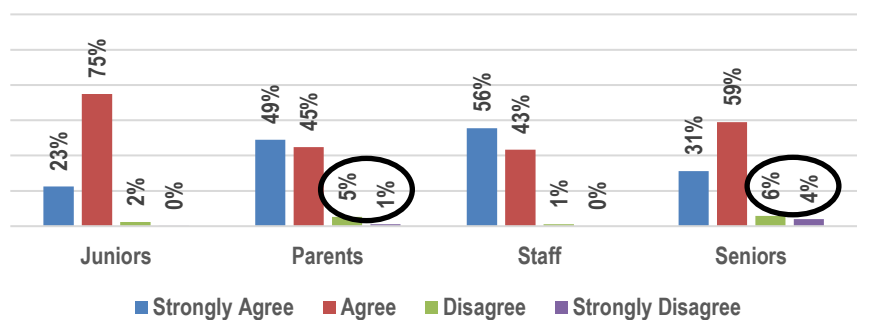


Figure 32: Home-School Community Relationship (Overall)



## Part 4: Survey Responses

Individual responses by stakeholder group for each of the 24 survey items are listed in **Tables 3** through **5**.

### GHS Parent Survey Results 2018 (Average Overall Response = 3.59)

Table 3: 2018 Gateway Parent Climate Survey Results	Strongly Agree	Agree	Disagree	Strongly Disagree	Total Responses	Points - Strongly Agree	Points - Agree	Points - Disagree	Points - Strongly Disagree	Points - Total	Average
Students feel safe while at the collegiate high school.	44	12	0	0	56	176	36	0	0	212	3.79
The rules at the collegiate high school are strictly enforced.	31	21	3	1	56	124	63	6	1	194	3.46
The collegiate high school facility is clean and well kept.	42	10	2	0	54	168	30	4	0	202	3.74
Students know what to do and whom to notify at the collegiate high school if they see bullying take place.	37	16	2	1	56	148	48	4	1	201	3.59
Students know what to do and whom to notify at the collegiate high school if they are victims of bullying.	35	17	2	0	54	140	51	4	0	195	3.61
<b>SAFE AND ORDERLY ENVIRONMENT</b>	<b>189</b>	<b>76</b>	<b>9</b>	<b>2</b>	<b>276</b>	<b>756</b>	<b>228</b>	<b>18</b>	<b>2</b>	<b>1004</b>	<b>3.64</b>
The staff at the collegiate high school believes that all students can learn and achieve.	41	12	2	0	55	164	36	4	0	204	3.71
Teacher behaviors at the collegiate high school show that they believe that students can achieve on a high level.	39	11	6	0	56	156	33	12	0	201	3.59
The collegiate high school expects students to be accountable for their learning.	42	12	1	0	55	168	36	2	0	206	3.75
<b>HIGH EXPECTATION</b>	<b>122</b>	<b>35</b>	<b>9</b>	<b>0</b>	<b>166</b>	<b>488</b>	<b>105</b>	<b>18</b>	<b>0</b>	<b>611</b>	<b>3.68</b>
The administration at the collegiate high school is visible and involved in student learning.	36	14	4	2	56	144	42	8	2	196	3.50
The principal at the collegiate high school provides a good environment for learning.	38	13	3	1	55	152	39	6	1	198	3.60
The principal at the collegiate high school makes quality decisions to influence student learning.	37	13	3	0	53	148	39	6	0	193	3.64
<b>INSTRUCTIONAL LEADERSHIP</b>	<b>111</b>	<b>40</b>	<b>10</b>	<b>3</b>	<b>164</b>	<b>444</b>	<b>120</b>	<b>20</b>	<b>3</b>	<b>587</b>	<b>3.58</b>
I believe the main focus of the collegiate high school is to help its students succeed.	43	11	0	1	55	172	33	0	1	206	3.75
The collegiate high school's goals and purpose are clear.	40	11	2	1	54	160	33	4	1	198	3.67
The collegiate high school is preparing students for college and future challenges.	40	12	1	0	53	160	36	2	0	198	3.74
<b>CLEAR SCHOOL MISSION</b>	<b>123</b>	<b>51</b>	<b>3</b>	<b>2</b>	<b>179</b>	<b>492</b>	<b>153</b>	<b>6</b>	<b>2</b>	<b>653</b>	<b>3.65</b>
The collegiate high school provides a variety of programs and subjects.	40	15	1	0	56	160	45	2	0	207	3.70
The focus for students at the collegiate high school is academic studies.	38	15	2	0	55	152	45	4	0	201	3.65
The instructors at the collegiate high school help students with their studies.	34	21	1	0	56	136	63	2	0	201	3.59
<b>OPPORTUNITY TO LEARN</b>	<b>112</b>	<b>51</b>	<b>4</b>	<b>0</b>	<b>167</b>	<b>448</b>	<b>153</b>	<b>8</b>	<b>0</b>	<b>609</b>	<b>3.65</b>
Students receive frequent updates on their progress in high school courses at the collegiate high school.	30	20	5	1	56	120	60	10	1	191	3.41
The instructors are quick to help and assist when students struggle with coursework at the collegiate high school.	27	24	3	1	55	108	72	6	1	187	3.40
Students are aware of their progress at the collegiate high school.	33	19	2	1	55	132	57	4	1	194	3.53

<b>Table 3: 2018 Gateway Parent Climate Survey Results</b>						Strongly Agree	Agree	Disagree	Strongly Disagree	Total Responses	Points - Strongly Agree	Points - Agree	Points - Disagree	Points - Strongly Disagree	Points - Total	Average
<b>FREQUENT MONITORING OF STUDENT PROGRESS</b>						90	63	10	3	166	360	189	20	3	572	3.45
Parents are encouraged to provide input and information to improve the collegiate high school.						29	21	4	1	55	116	63	8	1	188	3.42
Parents are welcome to visit the collegiate high school.						31	22	3	0	56	124	66	6	0	196	3.50
Opportunity to participate in community activities is provided to collegiate high school students.						32	22	2	0	56	128	66	4	0	198	3.54
I am satisfied with the education that students receive from the collegiate high school.						35	19	0	0	54	140	57	0	0	197	3.65
<b>HOME-SCHOOL COMMUNITY RELATIONSHIP</b>						127	84	9	1	221	508	252	18	1	779	3.52
<b>3.59</b>																

**GHS Student Climate Survey Results 2018 (Average Overall Response = 3.48)**

<b>Table 4: 2018 Gateway Student Climate Survey Results</b>											
	Strongly Agree	Agree	Disagree	Strongly Disagree	Total Responses	Points - Strongly Agree	Points - Agree	Points - Disagree	Points - Strongly Disagree	Points - Total	Average
Students feel safe while at the collegiate high school.	66	50	1		117	264	150	2	0	416	3.56
The rules at the collegiate high school are strictly enforced.	78	28	10	1	117	312	84	20	1	417	3.56
The collegiate high school facility is clean and well kept.	62	54	1		117	248	162	2	0	412	3.52
Students know what to do and whom to notify at the collegiate high school if they see bullying take place.	73	36	7	1	117	292	108	14	1	415	3.55
Students know what to do and whom to notify at the collegiate high school if they are victims of bullying.	68	38	10	1	117	272	114	20	1	407	3.48
<b>SAFE AND ORDERLY ENVIRONMENT</b>	<b>347</b>	<b>206</b>	<b>29</b>	<b>3</b>	<b>585</b>	<b>1388</b>	<b>618</b>	<b>58</b>	<b>3</b>	<b>2067</b>	<b>3.53</b>
The staff at the collegiate high school believes that all students can learn and achieve.	55	53	7	2	117	220	159	14	2	395	3.38
Teacher behaviors at the collegiate high school show that they believe that students can achieve on a high level.	59	45	11		115	236	135	22	0	393	3.42
The collegiate high school expects students to be accountable for their learning.	61	53	3		117	244	159	6	0	409	3.50
<b>HIGH EXPECTATIONS</b>	<b>175</b>	<b>151</b>	<b>21</b>	<b>2</b>	<b>349</b>	<b>700</b>	<b>453</b>	<b>42</b>	<b>2</b>	<b>1197</b>	<b>3.43</b>
The administration at the collegiate high school is visible and involved in student learning.	64	42	6	5	117	256	126	12	5	399	3.41
The principal at the collegiate high school provides a good environment for learning.	66	48	0	3	117	264	144	0	3	411	3.51
The principal at the collegiate high school makes quality decisions to influence student learning.	67	42	5	3	117	268	126	10	3	407	3.48
<b>INSTRUCTIONAL LEADERSHIP</b>	<b>197</b>	<b>132</b>	<b>11</b>	<b>11</b>	<b>351</b>	<b>788</b>	<b>396</b>	<b>22</b>	<b>11</b>	<b>1217</b>	<b>3.47</b>
I believe the main focus of the collegiate high school is to help its students succeed.	67	46	3	1	117	268	138	6	1	413	3.53
The collegiate high school's goals and purpose are clear.	65	49	2	1	117	260	147	4	1	412	3.52
The collegiate high school is preparing students for college and future challenges.	56	56	4	1	117	224	168	8	1	401	3.43

<b>Table 4: 2018 Gateway Student Climate Survey Results</b>	Strongly Agree	Agree	Disagree	Strongly Disagree	Total Responses	Points - Strongly Agree	Points - Agree	Points - Disagree	Points - Strongly Disagree	Points - Total	Average
<b>CLEAR SCHOOL MISSION</b>	188	151	9	3	351	752	453	18	3	1226	3.49
The collegiate high school provides a variety of programs and subjects.	65	49	2	1	117	260	147	4	1	412	3.52
The focus for students at the collegiate high school is academic studies.	57	58	2		117	228	174	4	0	406	3.47
The instructors at the collegiate high school help students with their studies.	62	45	8	2	117	248	135	16	2	401	3.43
<b>OPPORTUNITY TO LEARN</b>	184	152	12	3	351	736	456	24	3	1219	3.47
Students receive frequent updates on their progress in high school courses at the collegiate high school.	64	37	12	4	117	256	111	24	4	395	3.38
The instructors are quick to help and assist when students struggle with coursework at the collegiate high school.	60	44	7	6	117	240	132	14	6	392	3.35
Students are aware of their progress at the collegiate high school.	65	40	7	5	117	260	120	14	5	399	3.41
<b>FREQUENT MONITORING OF STUDENT PROGRESS</b>	189	121	26	15	351	756	363	52	15	1186	3.38
Parents are encouraged to provide input and information to improve the collegiate high school.	74	31	12		117	296	93	24	0	413	3.53
Parents are welcome to visit the collegiate high school.	78	28	9	2	117	312	84	18	2	416	3.56
Opportunity to participate in community activities is provided to collegiate high school students.	69	45	2	1	117	276	135	4	1	416	3.56
I am satisfied with the education that students receive from the collegiate high school.	65	45	6	1	117	260	135	12	1	408	3.49
<b>HOME-SCHOOL COMMUNITY RELATIONSHIP</b>	286	149	29	4	468	1144	447	58	4	1653	3.53
											3.48

**GHS Staff Climate Survey Results 2018 (Average Overall Response = 3.66)**

<b>Table 5: 2018 Gateway Staff Climate Survey Results</b>	Strongly Agree	Agree	Disagree	Strongly Disagree	Total Responses	Points - Strongly Agree	Points - Agree	Points - Disagree	Points - Strongly Disagree	Points - Total	Average
Students feel safe while at the collegiate high school.	7	3	0	0	10	28	9	0	0	37	3.70
The rules at the collegiate high school are strictly enforced.	4	6	0	0	10	16	18	0	0	34	3.40
The collegiate high school facility is clean and well kept.	7	3	0	0	10	28	9	0	0	37	3.70
Students know what to do and whom to notify at the collegiate high school if they see bullying take place.	6	4	0	0	10	24	12	0	0	36	3.60
Students know what to do and whom to notify at the collegiate high school if they are victims of bullying.	7	3	0	0	10	28	9	0	0	37	3.70
<b>SAFE AND ORDERLY ENVIRONMENT</b>	31	19	0	0	50	124	57	0	0	181	3.62
The staff at the collegiate high school believes that all students can learn and achieve.	7	3	0	0	10	28	9	0	0	37	3.70

<b>Table 5: 2018 Gateway Staff Climate Survey Results</b>	Strongly Agree	Agree	Disagree	Strongly Disagree	Total Responses	Points - Strongly Agree	Points - Agree	Points - Disagree	Points - Strongly Disagree	Points - Total	Average
Teacher behaviors at the collegiate high school show that they believe that students can achieve on a high level.	8	2	0	0	10	32	6	0	0	38	3.80
The collegiate high school expects students to be accountable for their learning.	8	2	0	0	10	32	6	0	0	38	3.80
<b>HIGH EXPECTATION</b>	<b>23</b>	<b>7</b>	<b>0</b>	<b>0</b>	<b>30</b>	<b>92</b>	<b>21</b>	<b>0</b>	<b>0</b>	<b>113</b>	<b>3.77</b>
The administration at the collegiate high school is visible and involved in student learning.	7	3	0	0	10	28	9	0	0	37	3.70
The principal at the collegiate high school provides a good environment for learning.	7	3	0	0	10	28	9	0	0	37	3.70
The principal at the collegiate high school makes quality decisions to influence student learning.	7	3	0	0	10	28	9	0	0	37	3.70
<b>INSTRUCTIONAL LEADERSHIP</b>	<b>21</b>	<b>9</b>	<b>0</b>	<b>0</b>	<b>30</b>	<b>84</b>	<b>27</b>	<b>0</b>	<b>0</b>	<b>111</b>	<b>3.70</b>
I believe the main focus of the collegiate high school is to help its students succeed.	8	2	0	0	10	32	6	0	0	38	3.80
The collegiate high school's goals and purpose are clear.	7	3	0	0	10	28	9	0	0	37	3.70
The collegiate high school is preparing students for college and future challenges.	8	2	0	0	10	32	6	0	0	38	3.80
<b>CLEAR MISSION</b>	<b>23</b>	<b>7</b>	<b>0</b>	<b>0</b>	<b>30</b>	<b>92</b>	<b>21</b>	<b>0</b>	<b>0</b>	<b>113</b>	<b>3.77</b>
The collegiate high school provides a variety of programs and subjects.	5	5	0	0	10	20	15	0	0	35	3.50
The focus for students at the collegiate high school is academic studies.	6	4	0	0	10	24	12	0	0	36	3.60
The instructors at the collegiate high school help students with their studies.	6	4	0	0	10	24	12	0	0	36	3.60
<b>OPPORTUNITY TO LEARN</b>	<b>17</b>	<b>13</b>	<b>0</b>	<b>0</b>	<b>30</b>	<b>68</b>	<b>39</b>	<b>0</b>	<b>0</b>	<b>107</b>	<b>3.57</b>
Students receive frequent updates on their progress in high school courses at the collegiate high school.	5	5	0	0	10	20	15	0	0	35	3.50
The instructors are quick to help and assist when students struggle with coursework at the collegiate high school.	7	3	0	0	10	28	9	0	0	37	3.70
Students are aware of their progress at the collegiate high school.	6	4	0	0	10	24	12	0	0	36	3.60
<b>FREQUENT MONITORING OF STUDENT PROGRESS</b>	<b>18</b>	<b>12</b>	<b>0</b>	<b>0</b>	<b>30</b>	<b>72</b>	<b>36</b>	<b>0</b>	<b>0</b>	<b>108</b>	<b>3.60</b>
Parents are encouraged to provide input and information to improve the collegiate high school.	5	5	0	0	10	20	15	0	0	35	3.50
Parents are welcome to visit the collegiate high school.	6	4	0	0	10	24	12	0	0	36	3.60
Opportunity to participate in community activities is provided to collegiate high school students.	5	5	0	0	10	20	15	0	0	35	3.50
I am satisfied with the education that students receive from the collegiate high school.	7	3	0	0	10	28	9	0	0	37	3.70
<b>HOME SCHOOL COMMUNITY COLLECTION</b>	<b>23</b>	<b>17</b>	<b>0</b>	<b>0</b>	<b>40</b>	<b>92</b>	<b>51</b>	<b>0</b>	<b>0</b>	<b>143</b>	<b>3.58</b>
											<b>3.66</b>