



POLK STATE COLLEGE 2017-22 STRATEGIC PLAN



FACTS & FIGURES



2018
POLK.EDU

INNOVATION

Generate, disseminate, and implement new ideas for the benefit of students, staff, and the community.

ENGAGEMENT

Include all Polk State College stakeholders in student success.

COMMUNITY IMPACT

Extend positive impact from campus to community.

POLK.EDU | 863.297.1000



Polk State College has proudly served the Polk community since 1964, providing access to quality higher education opportunities that are both affordable and close to home.

The College's exemplary faculty and industry partners offer students extraordinary hands-on educational experiences that prepare them for immediate employment, or for further study and higher degree attainment.

Polk State's students are non-traditional; the average student age is 24.8 years old; and 75% attend part time. First-time-in-college students make up 10% of the student body, and first-generation-in-college students represent 52%.

Regardless of individuals' backgrounds or interests, Polk State's academic programs and workforce training opportunities offer a variety of options to fit students' needs. With over 35,000 alumni, Polk State College is proud of the role it continues to play in the economic growth, development, and success of this community. The College is wholeheartedly dedicated to enhancing the lives of the residents of Polk County—

We are Polk.

LOCATIONS

1 CORPORATE COLLEGE

Clear Springs Advanced Technology Center

2 CAMPUSES

Lakeland

Winter Haven

3 CHARTER HIGH SCHOOLS

Polk State Chain of Lakes Collegiate High School

Polk State Lakeland Collegiate High School

Polk State Lakeland Gateway to College Collegiate High School

3 CENTERS

Airside (East/West)

Center for Public Safety

JD Alexander Center

PROGRAMS

25 Associate Degrees

06 Bachelor Degrees

30 Certificates/Other Programs

Did you know?

SINCE 2013 at Polk State Corporate College

- **\$7 million** in workforce training grants received.

- **5,000** participants trained.

- On-the-job training for **2,000** new positions.

89%

of Polk State students have Polk County ZIP codes.

70%

of graduates remain in Polk County.

52%

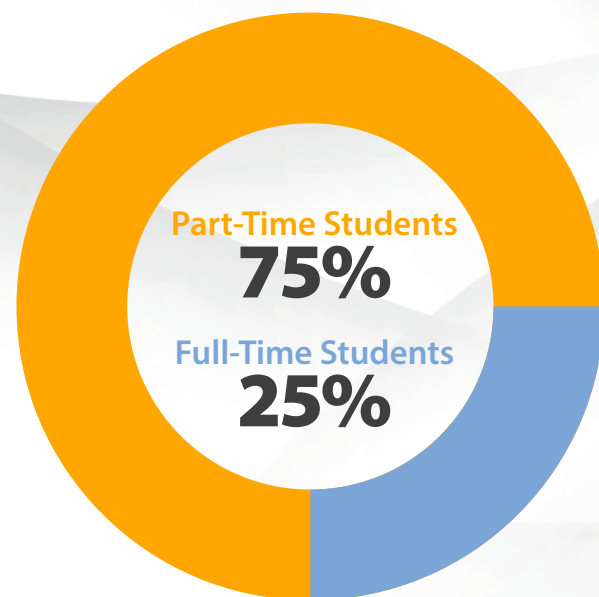
of Polk State students are first generation in college.

ANNUAL DEGREE COMPLETIONS

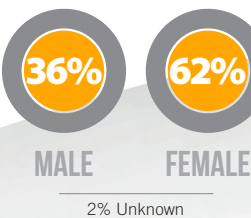
Summer 2017, Fall 2017, Spring 2018

1,314 AA + **808** AS/AAS + **450** BS/BAS + **370** CERTIFICATES = **2,942** TOTAL

STUDENT DEMOGRAPHICS¹



24.8
Average Student Age

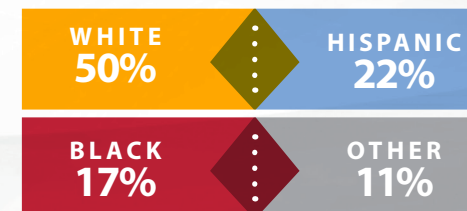


Annual Unduplicated Headcount **15,609**

Annual Dual Enrollment Headcount **2,083**

Annual Collegiate High School Headcount **835**

ETHNICITY



SUCCESS INDICATORS²

96.93% job placement and continuing education rate.

74% of Polk State's AA graduates who continued their education in the State University System transferred to the University of South Florida or the University of Central Florida.

On average, the wages of Polk State graduates are **2.3 times higher** than the average entry-level wage for Polk County.

¹2017-18 Student Data

²FLDOE, FETPIP, and Florida Department of Economic Opportunity 2015-16